



**EKNM GOVERNMENT COLLEGE ELERITHATTU**  
(Established in 1981, Affiliated to Kannur University)

Accredited by NAAC with 'B' Grade

Elerithattu(PO), Nileshwar (Via), Kasaragod (Dist.), Kerala-671314, Ph: 04672245833, 9188900213

e-mail: [eknmgovtcollege@yahoo.com](mailto:eknmgovtcollege@yahoo.com) , Web: <http://www.eknmgc.ac.in>

## DOCUMENTARY EVIDENCE FOR

6.5.2. Quality assurance initiatives of the institution include:

Participation in NIRF and other recognized rankings

### **PARTICIPATION IN**

- 1. KERALA INSTITUTIONAL RANKING FRAMEWORK (KIRF)**
- 2. ALL INDIA SURVEY OF HIGHER EDUCATION (AISHE)**
- 3. ALL KERALA HIGHER EDUCATION SURVEY (AKHES)**



## DETAILS OF PARTICIPATION IN RECOGNISED RANKINGS AND SURVEYS

NAME OF THE SURVEY/RANKING	ACADEMIC YEARS COVERED
Kerala Institutional Ranking Framework (KIRF)	<ul style="list-style-type: none"><li>○ 2022-2023</li></ul>
All India Survey of Higher Education (AISHE)	<ul style="list-style-type: none"><li>○ 2018-2019</li><li>○ 2019-2020</li><li>○ 2020-2021</li><li>○ 2021-2022</li><li>○ 2022-2023</li></ul>
All Kerala Higher Education Survey (AKHES)	<ul style="list-style-type: none"><li>○ 2021-2022</li><li>○ 2022-2023</li></ul>

# "ഭരണഭാഷ മാതൃഭാഷ"

B2-2720/2023/ EKNMGC

ഇ കെ എൻ എം ഗവ .കോളേജ് എളേരിത്തട്ട്  
ഫോൺ -04672245833  
മെയിൽ -eknmgovtcollege@yahoo.com  
തീയതി :14/03/2024

## നോഡൽ ഓഫീസർക്കുള്ള കഠിപ്പ്

2022-23 വർഷത്തെ KIRF ഡാറ്റ വിവരങ്ങൾ അപ്ലോഡ് ചെയ്യുന്നതിനുള്ള അനുമതി നൽകുന്നു

പ്രിൻസിപ്പാൾ  
ഡോ.മാത്യൂസ് പ്ലാമൂട്ടിൽ

പകർപ്പ്

- (1) നോഡൽ ഓഫീസർ, KSHEC
- (2) കരുതൽ ഫയൽ

## Approval Valid

Digitally Approved By  
Dr. Mathews Plammoottil  
Date: 15.03.2024  
Reason: Approved

## Criteria - Wise - Data

Submit KIRF Data

<b>1. TEACHING, LEARNING AND RESOURCES(TLR)</b>		
1.1 Student strength (SS)		
1.1.1 UG (3 year program) - Sanctioned		
2022-2023	2021-2022	2020-2021
6	6	6
1.1.2 UG (3 year program) - Enrolled		
2022-2023	2021-2022	2020-2021
6	6	6
1.1.3 UG (4 year program) - Sanctioned		
2022-2023	2021-2022	2020-2021
1.1.4 UG (4 year program) - Enrolled		
2022-2023	2021-2022	2020-2021
1.1.5 UG (5 year program) - Sanctioned		
2022-2023	2021-2022	2020-2021
1.1.6 UG (5 year program) - Enrolled		
2022-2023	2021-2022	2020-2021
1.1.7 PG (1 year program) - Sanctioned		
2022-2023	2021-2022	2020-2021
1.1.8 PG (1 year program) - Enrolled		
2022-2023	2021-2022	2020-2021
1.1.9 PG (2 year program) - Sanctioned		
2022-2023	2021-2022	2020-2021
1	1	1
1.1.10 PG (2 year program) - Enrolled		
2022-2023	2021-2022	2020-2021
1	1	1
1.1.11 PG (3 year program) - Sanctioned		
2022-2023	2021-2022	2020-2021
1.1.12 PG (3 year program) - Enrolled		
2022-2023	2021-2022	2020-2021

1.1.13 PG Integrated - Sanctioned		
2022-2023	2021-2022	2020-2021
1.1.14 PG Integrated - Enrolled		
2022-2023	2021-2022	2020-2021
1.1.15 Ph.D Program - Sanctioned		
2022-2023	2021-2022	2020-2021
1.1.16 Ph.D Program - Enrolled		
2022-2023	2021-2022	2020-2021
<b>Attachments for the metrics</b>		
No Attachments for this metrics !!!		
1.2 Faculty student ratio (FSR)		
1.2.1 Student Enrolment(S) - Male		
2022-2023	2021-2022	2020-2021
228	197	178
1.2.2 Student Enrolment(S) - Female		
2022-2023	2021-2022	2020-2021
451	460	412
1.2.3 Student Enrolment(S) - Transgender		
2022-2023	2021-2022	2020-2021
1.2.4 Teaching Staff (Excluding Visiting Faculty)(F) - Male		
2022-2023	2021-2022	2020-2021
16	19	17
1.2.5 Teaching Staff (Excluding Visiting Faculty)(F) - Female		
2022-2023	2021-2022	2020-2021
15	11	11
1.2.6 Teaching Staff (Excluding Visiting Faculty)(F) - Transgender		
2022-2023	2021-2022	2020-2021
1.2.7 Non-Teaching Staff - Male		
2022-2023	2021-2022	2020-2021
15	15	15
1.2.8 Non-Teaching Staff - Female		
2022-2023	2021-2022	2020-2021
2	4	4

1.2.9 Non-Teaching Staff - Transgender		
2022-2023	2021-2022	2020-2021
<b>Attachments for the metrics</b>		
No Attachments for this metrics !!!		
1.3 Faculty Qualification and Experience(FQE)		
1.3.1 No. of regular faculty with Ph.D		
9		
1.3.2 No. of Faculty with experience upto 8 years		
20		
1.3.3 No of Faculty with experience 8+ to 15 years		
7		
1.3.4 No. of Faculty with experience more than 15 years		
3		
<b>Attachments for the metrics</b>		
<div style="display: flex; align-items: center; gap: 10px;"> <span>File</span> Faculty Details           <div style="border: 1px solid black; padding: 2px 5px; font-size: small;">FACULTY DETAILS 2023-2024.xlsx</div> </div>		
( <a href="http://159.89.167.203/kshecpportal/public/./storage/app/uploads/kirf/392/1710332846-392~FACULTY DETAILS 2023-2024.xlsx">http://159.89.167.203/kshecpportal/public/./storage/app/uploads/kirf/392/1710332846-392~FACULTY DETAILS 2023-2024.xlsx</a> )		
1.4(i) Online education(OE) - Online courses pursued by students		
1.4(i).1 Are students using any learning management system (LMS)?		
No		
1.4(i).2 Are students using any of the portal for online courses? (SWAYAM/NPTEL/ Others)		
No		
<b>Attachments for the metrics</b>		
No Attachments for this metrics !!!		
1.4(ii) Online education(OE) - No.of online courses offered by faculty		
1.4(ii).1 No.of Online courses developed by faculty in Swayam Portal		
1.4(ii).2 No. of Online courses developed by faculty in NPTEL Portal		
1.4(ii).3 No. of Online courses developed by faculty in KSHCEC Portal		
<b>Attachments for the metrics</b>		
No Attachments for this metrics !!!		
1.5 Number of e-journal subscribed (SEJ)		
1.5.1 Are you registered with N-List Facility		
No		
1.5.2 No. of e-resources / packages subscribed to other than N-List		



2022-2023	2021-2022	2020-2021
-----------	-----------	-----------

### Attachments for the metrics

File e-journals subscribed [2\\_1.eNo.ofe-journalssubscribed.xlsx\\_1.xlsx](#)

([http://159.89.167.203/kshecpportal/public/./storage/app/uploads/kirf/392/1710332847-392~2\\_1.eNo.ofe-journalssubscribed.xlsx\\_1.xlsx](http://159.89.167.203/kshecpportal/public/./storage/app/uploads/kirf/392/1710332847-392~2_1.eNo.ofe-journalssubscribed.xlsx_1.xlsx))

### 1.6(i) Financial Resources and their Utilization(FRU) - Annual expenditure on academic activities

#### 1.6(i).1 Amount utilized for Libraries (in Rupees)

2022-2023	2021-2022	2020-2021
	60000	161144

#### 1.6(i).2 Amount utilized for Laboratory equipments (in Rupees)

2022-2023	2021-2022	2020-2021
7749908	399368	245758

#### 1.6(i).3 Amount utilized for Other equipment purchased for academic activities (in Rupees)

2022-2023	2021-2022	2020-2021
1198710	4212647	2556949

### Attachments for the metrics

No Attachments for this metrics !!!

### 1.6(ii) Financial Resources and their Utilization(FRU) - Annual operational expenditure for operational activities

#### 1.6(ii).1 Amount utilized for Salaries-Teaching and Non teaching staff (in Rupees)

2022-2023	2021-2022	2020-2021
33033936	40714924	24528348

#### 1.6(ii).2 Amount utilized for Maintenance of academic infrastructure or consumables ( excluding maintenance of hostels and allied services) (in Rupees)

2022-2023	2021-2022	2020-2021
	13500000	

#### 1.6(ii).3 Amount utilized for Seminars/conferences/workshops (in Rupees)

2022-2023	2021-2022	2020-2021

### Attachments for the metrics

No Attachments for this metrics !!!

## 2. KNOWLEDGE DISSEMINATION AND RESEARCH EXCELLENCE(KDRE)

### 2.1 Research Productivity (RP)

#### 2.1.1 Number of publications reported from Web of Science

2022-2023	2021-2022	2020-2021

2.1.2 Number of publications reported from Scopus		
2022-2023	2021-2022	2020-2021
2.1.3 Total number of regular faculty members		
2022-2023	2021-2022	2020-2021
28	26	22
<b>Attachments for the metrics</b>		
No Attachments for this metrics !!!		
2.2 Research Impact (RI)		
2.2.1 Total no. of citations from Web of Science		
2022-2023	2021-2022	2020-2021
2.2.2 Total no. of citations from Scopus		
2022-2023	2021-2022	2020-2021
2.2.3 h-index of institution		
2022-2023	2021-2022	2020-2021
<b>Attachments for the metrics</b>		
No Attachments for this metrics !!!		
2.3 Intellectual Property Rights(IPR)		
2.3.1 No. of patents granted		
2022-2023	2021-2022	2020-2021
2.3.2 No. of patents published		
2022-2023	2021-2022	2020-2021
<b>Attachments for the metrics</b>		
No Attachments for this metrics !!!		
2.4(i) Research Footprint/Consultancy/start ups(RFCS) - Sponsored research details		
2.4(i).1 Total no. of sponsored projects		
2022-2023	2021-2022	2020-2021
2.4(i).2 Total no. of funding agencies		
2022-2023	2021-2022	2020-2021
2.4(i).3 Total amount received (in Rupees)		
2022-2023	2021-2022	2020-2021
<b>Attachments for the metrics</b>		
No Attachments for this metrics !!!		
2.4(ii) Research Footprint/Consultancy/start ups(RFCS) - Consultancy services		
2.4(ii).1 Total no. of Consultancy Projects		



2022-2023	2021-2022	2020-2021
2.4(ii).2 Average Amount Received through Consultancy (in Rupees)		
2022-2023	2021-2022	2020-2021
<b>Attachments for the metrics</b>		
No Attachments for this metrics !!!		
2.4(iii) Research Footprint/Consultancy/start ups(RFCS) - Spin off companies/startups		
2.4(iii).1 Total no. of Start ups		
2022-2023	2021-2022	2020-2021
2.4(iii).2 Total earnings		
2022-2023	2021-2022	2020-2021
<b>Attachments for the metrics</b>		
No Attachments for this metrics !!!		
2.4(iv) Research Footprint/Consultancy/start ups(RFCS) - MoU's signed with the industry resulting in research		
2.4(iv).1 No. of MoU's signed with the industry resulting in research		
<b>Attachments for the metrics</b>		
<a href="#">File</a>	List of MoU's signed with the industry resulting in research	<a href="#">3_2.d.(iv).MoU.xlsx_1.xlsx</a>
(http://159.89.167.203/ksheportal/public/./storage/app/uploads/kirf/392/1710333056-392~3_2.d.(iv).MoU.xlsx_1.xlsx)		
2.4(v) Research Footprint/Consultancy/start ups(RFCS) - Amount received from 2.4(i), 2.4(ii), 2.4(iii)		
<b>Attachments for the metrics</b>		
No Attachments for this metrics !!!		
<b>3. GRADUATION OUTCOME(GO)</b>		
3.1(i) Metric for university examinations (GUE) - UG		
3.1(i).1 No. of students appearing for the examination-UG		
2022-2023	2021-2022	2020-2021
201	163	144
3.1(i).2 No. of students graduating in minimum stipulated time -UG		
2022-2023	2021-2022	2020-2021
117	82	78
<b>Attachments for the metrics</b>		
No Attachments for this metrics !!!		
3.1(ii) Metric for university examinations (GUE) - PG		
3.1(ii).1 No. of students appearing for the examination-PG		

2022-2023	2021-2022	2020-2021
16	20	11
3.1(ii).2 No. of students graduating in minimum stipulated time -PG		
2022-2023	2021-2022	2020-2021
11	16	8
<b>Attachments for the metrics</b>		
No Attachments for this metrics !!!		
3.2(i) Metrics for entrance examinations( GEE)-UGC-NET/ JRF/CSIR		
3.2(i).1 No. of students who have appeared for UGC-NET/JRF/CSIR		
2022-2023	2021-2022	2020-2021
19	18	12
3.2(i).2 No. of students who have passed UGC-NET/JRF/CSIR		
2022-2023	2021-2022	2020-2021
1		1
<b>Attachments for the metrics</b>		
No Attachments for this metrics !!!		
3.2(ii) Metrics for entrance examinations( GEE)-GATE/GRE		
3.2(ii).1 No. of students who have appeared for GATE/GRE		
2022-2023	2021-2022	2020-2021
3.2(ii).2 No. of students who have passed GATE/GRE		
2022-2023	2021-2022	2020-2021
<b>Attachments for the metrics</b>		
No Attachments for this metrics !!!		
3.3(i) Placement and higher studies(PH) - Metrics for placement		
3.3(i).1 No. of students placed (UG -3 year programs)		
2022-2023	2021-2022	2020-2021
2		
3.3(i).2 No. of students placed (UG -4 year / 5 year programs)		
2022-2023	2021-2022	2020-2021
3.3(i).3 No. of students placed (PG -2 year programs)		
2022-2023	2021-2022	2020-2021
3.3(i).4 No. of students placed (Integrated PG programs)		
2022-2023	2021-2022	2020-2021

<b>Attachments for the metrics</b>		
No Attachments for this metrics !!!		
3.3(ii) Placement and higher studies(PH) - Metrics for higher studies		
3.3(ii).1 No. of students selected for higher studies(PG)		
2022-2023	2021-2022	2020-2021
26	34	33
3.3(ii).2 No. of students selected for higher studies(Ph.D)		
2022-2023	2021-2022	2020-2021
<b>Attachments for the metrics</b>		
No Attachments for this metrics !!!		
3.3(iii) Placement and higher studies(PH) - Average Salary		
3.3(iii).1 Average salary of placed students		
2022-2023	2021-2022	2020-2021
40000		
<b>Attachments for the metrics</b>		
No Attachments for this metrics !!!		
<b>4. OUTREACH AND INCLUSIVITY(OI)</b>		
4.1 Campus/Region Diversity (RD) -Percentage of Students from outside the state- (UG+PG+PhD)		
4.1.1 Number of students from outside the State		
2022-2023	2021-2022	2020-2021
<b>Attachments for the metrics</b>		
No Attachments for this metrics !!!		
4.2 Campus /Region Diversity (RD) - Percentage of Students from outside the country-(UG+PG+PhD)		
4.2.1 Number of students from outside the country		
2022-2023	2021-2022	2020-2021
<b>Attachments for the metrics</b>		
No Attachments for this metrics !!!		
4.3 Percentage of First Generation Learners (FGL)		
4.3.1 Number of First Generation Learners (FGL)		
2022-2023	2021-2022	2020-2021
557	545	497
<b>Attachments for the metrics</b>		
No Attachments for this metrics !!!		
4.4 Facilities for Differently Abled Students (FDA)		
4.4.1 Walking aids / Buggy cars / Ramps / Lifts		

No		
4.4.2 Disabled friendly toilets		
Yes		
4.4.3 Braille / Special Labs / Audio visual aids including software		
No		
<b>Attachments for the metrics</b>		
No Attachments for this metrics !!!		
4.5(i) Social Inclusiveness(SI) - % of SC/ST/OBC/women/ Transgenders/differently abled among faculty ,students and non teaching staff		
4.5(i).1 No. of Faculties in SC category		
2022-2023	2021-2022	2020-2021
1	1	1
4.5(i).2 No. of Faculties in ST category		
2022-2023	2021-2022	2020-2021
4.5(i).3 No. of Faculties in OBC category		
2022-2023	2021-2022	2020-2021
13	13	8
4.5(i).4 No. of Faculties in Women category		
2022-2023	2021-2022	2020-2021
14	11	11
4.5(i).5 No. of Faculties in Transgender category		
2022-2023	2021-2022	2020-2021
4.5(i).6 No. of Faculties in Differently abled category		
2022-2023	2021-2022	2020-2021
4.5(i).7 No. of Non-Teaching Staffs in SC category		
2022-2023	2021-2022	2020-2021
1	1	
4.5(i).8 No. of Non-Teaching Staffs in ST category		
2022-2023	2021-2022	2020-2021
4.5(i).9 No. of Non-Teaching Staffs in OBC category		
2022-2023	2021-2022	2020-2021
6	7	8
4.5(i).10 No. of Non-Teaching Staffs in Women category		

2022-2023	2021-2022	2020-2021
2	4	4
4.5(i).11 No. of Non-Teaching Staffs in Transgender category		
2022-2023	2021-2022	2020-2021
4.5(i).12 No. of Non-Teaching Staffs in Differently abled category		
2022-2023	2021-2022	2020-2021
3	3	4
4.5(i).13 No. of Students in SC category		
2022-2023	2021-2022	2020-2021
39	45	42
4.5(i).14 No. of Students in ST category		
2022-2023	2021-2022	2020-2021
63	58	46
4.5(i).15 No. of Students in OBC category		
2022-2023	2021-2022	2020-2021
309	274	244
4.5(i).16 No. of Students in Women category		
2022-2023	2021-2022	2020-2021
384	393	355
4.5(i).17 No. of Students in Transgender category		
2022-2023	2021-2022	2020-2021
4.5(i).18 No. of Students in Differently abled category		
2022-2023	2021-2022	2020-2021
5	3	2
<b>Attachments for the metrics</b>		
No Attachments for this metrics !!!		
4.5(ii) Social Inclusiveness(SI) - Economically Weaker Section (EWS)		
4.5(ii).1 No. of Economically Weaker Section Students across all programs in the current year		
47		
<b>Attachments for the metrics</b>		
No Attachments for this metrics !!!		
<b>5. SCIENTIFIC TEMPER AND SECULAR OUTLOOK(STSO)</b>		

5.1 STSO-QL - Initiatives/programmes organised/participated by students and faculty of the institutions reflective of scientific temper and secular outlook (details to be provided)

5.1.1 Write on Initiatives/ programmes on scientific temper and secular outlook in about 500 words

Critical thinking workshops, debates, and seminars organized to encourage individuals to question assumptions, challenge superstitions, and evaluate claims based on evidence. These initiatives empower people to make informed decisions and resist misinformation and pseudoscience. Given the influence of media on shaping public perceptions, media literacy programs are essential for teaching individuals to critically analyze information presented in various forms of media. By promoting skepticism and fact-checking, these programs enable people to discern between credible sources and misinformation, thereby fostering a scientific outlook. The Institution also foreseen that initiatives that promote ethical values, humanism, and compassion can complement efforts to foster scientific temper and secular outlook. By emphasizing the importance of empathy, kindness, and moral responsibility, these initiatives contribute to the creation of a more equitable and harmonious society.

**Attachments for the metrics**

No Attachments for this metrics !!!

5.2 GT-QL- Adoption of green technology (details to be provided)

5.2.1 Write on green technology adopted in your institution in not more than 500 words

NIL

**Attachments for the metrics**

No Attachments for this metrics !!!

5.3(i) Accreditation and rankings - NAAC

5.3(i).1 Grade obtained in NAAC Accreditation(If having valid NAAC Accreditation)

B

**Attachments for the metrics**

Supporting Document

(<http://159.89.167.203/kshecportal/public/./storage/app/uploads/kirf/392/1710388815-392~NAAC CERTIFICATE EKNMGC.pdf>)

Grade Details

([http://159.89.167.203/kshecportal/public/./storage/app/uploads/kirf/392/1710388815-392~6\\_5.3NAAC.xlsx.xlsx](http://159.89.167.203/kshecportal/public/./storage/app/uploads/kirf/392/1710388815-392~6_5.3NAAC.xlsx.xlsx))

5.3(ii) Accreditation and rankings - SAAC

5.3(ii).1 Grade obtained in SAAC Accreditation(If having valid SAAC Accreditation)

NIL

**Attachments for the metrics**

Supporting Document

Grade Details

([http://159.89.167.203/ksheportal/public/./storage/app/uploads/kirf/392/1710388815-392~8\\_5.4SAAC.xlsx.xlsx](http://159.89.167.203/ksheportal/public/./storage/app/uploads/kirf/392/1710388815-392~8_5.4SAAC.xlsx.xlsx))

5.3(iii) Accreditation and rankings - No. of programmes accredited by NBA

5.3(iii).1 Total number of programmes in the institution (current year)

5.3(iii).2 No. of programmes with NBA accreditation

**Attachments for the metrics**

Programmes with NBA accreditation

([http://159.89.167.203/ksheportal/public/./storage/app/uploads/kirf/392/1710388815-392~9\\_5.5NBA.xlsx.xlsx](http://159.89.167.203/ksheportal/public/./storage/app/uploads/kirf/392/1710388815-392~9_5.5NBA.xlsx.xlsx))

5.3(iv) Accreditation and rankings - Rankings at national/international levels

5.3(iv).1 Rank obtained from NIRF Rankings

5.3(iv).2 Rank obtained from THE World University Rankings (if applicable)

5.3(iv).3 Rank obtained from Asia University Rankings (if applicable)

5.3(iv).4 Rank obtained from QS Rankings (if applicable)

**Attachments for the metrics**

No Attachments for this metrics !!!





सत्यमेव जयते  
Government of India  
Ministry of Education

Department of Higher Education

Statistics Division

New Delhi

# Certificate



**Reference No.** C-43778-2018

This is to certify that Biji Jose of E.K. Nayanar Memorial Govt. College, Elerithattu. Nileshtar has successfully uploaded the data of All India Survey on Higher Education(AISHE) 2018-2019.

( Madan Mohan )  
Deputy Director General

Name of the signatory

**Dated:** 27/02/2019





सत्यमेव जयते  
Government of India  
Ministry of Education

Department of Higher Education

Statistics Division

New Delhi

# Certificate



**Reference No.** C-43778-2019

This is to certify that Biji Jose of E.K. Nayanar Memorial Govt. College, Elerithattu. Nileshtar has successfully uploaded the data of All India Survey on Higher Education(AISHE) 2019-2020.

( Madan Mohan )  
Deputy Director General

Name of the signatory

**Dated:** 27/02/2020





Government of India

Ministry of Education

Department of Higher Education

Statistics Division

New Delhi

# Certificate



**Reference No.** C-43778-2020

This is to certify that Dr Ajesh C R of E.K. Nayanar Memorial Govt. College, Elerithattu. Nilesishwar has successfully uploaded the data of All India Survey on Higher Education(AISHE) 2020-2021.

( Shri R. Rajesh )

Deputy Director General

**Dated:** 24/02/2022

---

## Activation/participation in AISHE survey 2021-22

---

noreply-aishe@nic.in <noreply-aishe@nic.in>

Fri, Dec 9, 2022 at 4:51 PM

To: navgbp@gmail.com, shamnapshamsudeen@gmail.com, farooktc06@yahoo.co.in, gpmgcm2@gmail.com, kkm@chintech.ac.in, iqac@gck.ac.in, vaidyaratnamedu@rediffmail.com, josephinejacqueline@gmail.com, mcneelswaram.ihrd@gmail.com, alicekdaniel@gmail.com, artscollege@aljamia.net, aiswaryamdy@gmail.com, ajesh10cr@gmail.com, bonipj@yahoo.co.in, cascheemeni.ihrd@gmail.com, spoiatptb@kau.in, rugmini75@gmail.com, padmatutu@gmail.com, ajithkumar12458@gmail.com, rameshkochappan@gmail.com, ramolajoyp@gmail.com, paulanselv@gmail.com, principalmacrpm@gmail.com, stmarycw@gmail.com, neeraj\_741@rediffmail.com, ar.pratheek@gmail.com, sheejaks@gmail.com, fran77cis@yahoo.com, xaverianb.ed@gmail.com, info@stmmarycollege.info, mangalamprincipal@yahoo.in, kreshmi33@gmail.com, stm\_principal@yahoo.com, ansilshafee@gmail.com, gckmaths@gmail.com, dr.josengeorge@gmail.com, janeycollege2010@gmail.com, ayurvedacolleggetvm@yahoo.co.in, info@iestrainingcollege.org, reji161179@gmail.com, sharaf@gecckp.ac.in, mmtcvilakudy@gmail.com, bcfnursing@gmail.com, sreeramv1007@gmail.com, dinimolleo@gmail.com, govcoltpr@yahoo.in, mitrainingcollege@gmail.com, shabinpp@gmail.com, director@alphonsacollege.com, caskaduthuruthi@ihrd.ac.in, snehasadan12@yahoo.com, abdulvhab80@gmail.com, drksasidharan@gmail.com, managingtrustee2033@gmail.com, tlycon@gmail.com, mail@ahaliaayurvedi.org, harivg13@gmail.com, kmctcpsprincipal@gmail.com, principal.badhiriya.bed@gmail.com, nursing@spfort.com, ashajafar@gmail.com, indunair@scmsgroup.org, principalmuch@gmail.com, priyadarshinicollege.mpm@gmail.com, idealuliyil@gmail.com, varghesebinitha@gmail.com, pramod@dcschool.net, teqipmis@gecwyl.ac.in, dshs@uoc.ac.in, uctepaipad@yahoo.com, acmepariyaram@gmail.com, saneeshkumarv@gmail.com, principal@gecwyl.ac.in, aboohura@gmail.com, leoputhoor@gmail.com, mba@fims.ac.in, aneeshvpvatakara@gmail.com, casmalappuram@ihrd.ac.in, anoopscr@gmail.com, sreenish03@gmail.com, ajithats@gmail.com, bmcon@babymhospital.org, salihsulaiman@gecidukki.ac.in, daisentj@gmail.com, iktmcollege@gmail.com, bijuc\_tvpm@yahoo.co.in, mgcet2011@gmail.com, muhammedsadhique@gmail.com, newmancollegethodupuzha@gmail.com, mesnursing@gmail.com, holycrossputtady@yahoo.com, imttcr@gmail.com, st.thomascollegeofnursing@gmail.com, mgascchendayad@gmail.com, arifcep85@gmail.com, siwomens@gmail.com, labourindiab.edcollege@gmail.com, admin@malabarcollege.com

Cc: deepikalak07@gmail.com, prasobh.prakash@gmail.com, radhklm82@gmail.com

Dear Nodal Officer,

Greetings from the State Nodal Officer,

This is with reference to the AISHE survey 2021-22.

The institutions which are inactive are requested to contact the University Nodal Officer for getting activated.

For activation/reaffiliation, a mail may also be sent to the State Nodal Officer(SNO) [mkskshc@gmail.com](mailto:mkskshc@gmail.com) with the following details on the official letterhead.

Name of institution; AISHE code; Affiliating university; (deaffiliating university if there has been a change in the affiliation); year of deactivation/year of participation in the AISHE survey; contact details of nodal officer(mail id and Mobile no)

**In case of institutions, which are active,** the Nodal officers are requested to upload the data at the earliest.

The last date of the survey is Jan 20, 2023.

For clarifications, kindly contact

Prasob Prakash-7561016899/Radhika-9446107052

with regards,

Dr. Rajan Varughese

Member Secretary, KSHEC/SNO-AISHE

**In case any queries/suggestion, Please contact us [mkshech@gmail.com](mailto:mkshech@gmail.com)**





Government of India  
 Ministry of Education  
 Department of Higher Education  
 Statistics Division  
 New Delhi

# Certificate



**Reference No.** C-43778-2021

This is to certify that Dr Ajesh C R of E.K. Nayanar Memorial Govt. College, Elerithattu, Nilesishwar has successfully uploaded the data of All India Survey on Higher Education(AISHE) 2021-2022.

*R.Rajesh*

( Shri R. Rajesh )

Deputy Director General

**Dated:** 20/01/2023





Government of India

Ministry of Education

Department of Higher Education

Statistics Division

New Delhi

# Certificate



**Reference No.** C-43778-2022

This is to certify that DR. AJESH C.R. of E.K. Nayanar Memorial Govt. College, Elerithattu, Nileshtar has successfully uploaded the data of All India Survey on Higher Education(AISHE) 2022-2023.

( Shri R. Rajesh )

Deputy Director General

**Dated:** 13/02/2024





# THE KERALA STATE HIGHER EDUCATION COUNCIL

Constituted by Kerala State Legislature by notification No. 19536/Leg. Uni.3/2007/Law. Dated. Thiruvananthapuram, 15th October, 2007

Science & Technology Museum Campus, PMG, Vikas Bhavan P.O. Thiruvananthapuram - 33.

website:kshec.kerala.gov.in, Tel : 0471-2301290 / 91 / 92 / 93 / 97 / 98 Fax : 0471 2301290, email : heckerala@gmail.com

KSHEC - 4- A7/709/MS/Drct./2024(AKHES)

14.02.2024

## Notice

To,

Principals/ Head of the Institution/ Nodal Officer

**Sub: KSHEC – All Kerala Higher Education Survey 2022-23 – reg.**

Greetings from the Kerala State Higher Education Council

The All Kerala Higher Education Survey (AKHES), an initiative of the Kerala State Higher Education Council was launched in 2020.


The AKHES portal for uploading the data pertaining to 2022-23 is open to all Higher Education Institutions (HEIs). The site can be accessed at ([www.kshec.kerala.gov.in/index.php/higher-education-survey](http://www.kshec.kerala.gov.in/index.php/higher-education-survey)).

Expecting your continued cooperation.

For any queries please contact –

1. Smt. Depika Lakshman (Documentation Officer, KSHEC) Mob: – 9447595021
2. Dr. Chithra V S (Research Associate, KSHEC) Mob: - 8921975507
3. Shri Prasobh P. Prakash (Technical Assistant, KSHEC) Mob: - 7561016899
4. Smt. Radhika R. (Technical Assistant, KSHEC) Mob: 9446107052
5. Smt. Jeenu . K S (Technical Assistant, KSHEC) Mob: 9846589662
6. Sri. Arun S S (Research Assistant, KSHEC) Mob:-9446787902

Thiruvananthapuram



Warmly,








Member Secretary

## Submission of Survey Details (SSR Part A)

### Submitted Survey Details

Show  entries

Search:

Sno 	Institution Name 	Institution Type 	District 	AC Year 	Status 	Actions 
1	E K NAYANAR MEMORIAL GOVERNMENT COLLEGE	College	Kasargode	2021- 2022	Submitted	<a href="#">Show</a>
					<input type="text" value=""/>	

Showing 1 to 1 of 1 entries

Previous

1

Next



## SURVEY INFORMATION - 2022-2023

### 1. INFORMATION OF THE INSTITUTION

Part A - Basic Information			
1. Name of the Institution		<b>E K NAYANAR MEMORIAL GOVERNMENT COLLEGE</b>	
2. Year Established	<b>1981</b>	3. Number of years in existence	<b>42</b>
4. Institution Type	<b>College</b>	5. Affiliating University	<b>Kannur University</b>
6. Management Type	<b>Government</b>	7. Name of the management	
8. Specialization	<b>Arts and Science</b>	Specialization Sub-type	
9. Institution Type By Gender	<b>Co-education</b>	10. AISHE ID	<b>C-43778</b>
11. Email id	<b>eknmgovtcollege@yahoo.com</b>	12. Mobile	<b>9188900213</b>
13. Website	<b>www.eknmgc.ac.in</b>	14. Address	<b>E K NAYANAR MEMORIAL GOVERNMENT COLLEGE ELERITHATTU P. O. , NILESWAR Via Kasargode 671314</b>
15. Contact Details			
Type of Contact	Name	Designation	Contact Details
Head of Institution	<b>Dr. Mathews Plamoottil</b>	<b>Principal</b>	<b>mathewsplamoottil@gmail.com 9447059690</b>
Nodal Officer	<b>Dr. Ajesh C.R.</b>	<b>Assistant Professor</b>	<b>ajesh10cr@gmail.com 9947854232</b>
Part B - Miscellaneous Information			
16. Taluk	<b>Vellarikundu</b>	17. Area Type	<b>Panchayath</b>
18. Village	<b>West Eleri</b>		
19. Lok Sabha Constituency	<b>Kasaragod</b>	20. Legislative Assembly Constituency	<b>Trikaripur</b>
21. Geographical Referencing			
Latitude	<b>12.330608</b>	Longitude	<b>75.309003</b>
22. Geographic Terrain	<b>High Land</b>	23. Location / Economic Zone	<b>Rural</b>
24. Total Area In hectares	<b>7.502</b>	25. Total Constructed Area In sq.m	<b>10028.9761</b>
Part C - Recognitions / Affiliations			
26. Details of UGC Recognitions			
Section	Date	Remarks	
<b>Section 2f of UGC</b>	<b>2005-05-03</b>		
<b>Section 12B of UGC</b>	<b>2005-05-03</b>		
27. Recognitions by other Statutory Bodies / Authorities			
Authority	Valid from	Valid to	Remarks
28. Accreditation Details			
Accredited By	Grade	Year	Remarks
<b>NAAC</b>	<b>B</b>	<b>2019</b>	
29. Is the institution recognized by			
a) UGC as an Institution with Potential for Excellence	<b>NO</b>		
b) For its performance by any other Government agency	<b>NO</b>		
30. Ranking Details			
Ranking Agency	Year	Rank	

### 2. STAFF DETAILS

Part A - Department / Centres				
Slno	Department	Sanctioned Posts	Permanent	Temporary
1	<b>Department of</b>	<b>4</b>	<b>2</b>	<b>2</b>

	Commerce			
2	Department of Hindi	4	4	0
3	Department of Political Science	3	1	2
4	Department of History	1	1	0
5	Department of Physical Education	1	1	0
6	Department of Malayalam	1	1	0
7	Department of Physics	2	0	2
8	Department of English	4	1	4
9	Department of Journalism	0	0	1
10	Department of Economics	7	4	2
11	Department of Computer Science	0	0	1
12	Department of Mathematics	0	0	1

**Part B - Details of Academic Staff**

Sno	Department	Type	Name	Gender	Designation	Year of Entry
1	Department of Hindi	Teachers	Nithya V	Female	Assistant Professor	2018
2	Department of Hindi	Teachers	Dr. Vijayan K.	Male	Assistant Professor	2009
3	Department of Hindi	Teachers	Dr. Solji K. Thomas	Male	Associate Professor	2006
4	Department of Hindi	Teachers	Jayasree A.	Female	Assistant Professor	2018
5	Department of Commerce	Teachers	Drishya T.K.	Female	Assistant Professor	2022
6	Department of Commerce	Teachers	Soji M. Sebastian	Male	Assistant Professor	2007
7	Department of Commerce	Teachers	Dr. Prakashan K	Male	Assistant Professor	2005
8	Department of Commerce	Teachers	Sharlet Mathew	Female	Assistant Professor	2021
9	Department of Political Science	Teachers	Dr. Ganesan D.A.	Male	Assistant Professor	2010
10	Department of Political Science	Teachers	Mariya Joseph	Female	Assistant Professor	2022
11	Department of History	Teachers	Saci C.T.	Male	Assistant Professor	2007
12	Department of Physical Education	Teachers	Dr. Ajesh C.R.	Male	Assistant Professor	2018
13	Department of English	Teachers	Aravindan S.S.	Male	Assistant Professor	2014
14	Department of Economics	Teachers	Dr. Babu C.	Male	Assistant Professor	2009
15	Department of Economics	Teachers	Dr. Johnson K.A.	Male	Assistant Professor	2009
16	Department of Economics	Teachers	Ismayil P.	Male	Assistant Professor	2013
17	Department of Economics	Teachers	Praveen Kumar	Male	Assistant Professor	2022
18	Department of Economics	Teachers	Tessymol George	Female	Assistant Professor	2013
19	Department of Physics	Teachers	Dr. Chithra M.	Female	Assistant Professor	2022
20	Department of Physics	Teachers	Hareendranathan P.	Male	Assistant Professor	2022
21	Department of Computer Science	Teachers	Haritha Balakrishnan	Female	Assistant Professor	2022
22	Department of Mathematics	Teachers	Angel Anns Kurian	Female	Assistant Professor	2022

23	Department of English	Teachers	Mugdha G Krishnan	Female	Assistant Professor	2022
24	Department of English	Teachers	Aysha Fida	Female	Assistant Professor	2021
25	Department of Journalism	Teachers	Muhammed Musthafa	Male	Assistant Professor	2021
26	Department of Economics	Teachers	Nasreena P.	Female	Assistant Professor	2022
27	Department of Political Science	Teachers	Midhun P.V.	Male	Assistant Professor	2022
28	Department of English	Teachers	Dhanya V.K.	Female	Assistant Professor	2022
29	Department of English	Teachers	Umaiba Ayoob	Female	Assistant Professor	2022
30	Department of Malayalam	Teachers	Dr. P.C. Asharaff	Male	Assistant Professor	2008

#### Part C - Non-Teaching Staff Details

Type of Staff	Total #	Male #	Female #	Transgender #	PWD #	SC #	ST #	OBC #	GEN #	OTH #
Section Officers										
Office Superintendent	1	1						1		
Other Clerical Staff	7	6	1		1			3	4	
Non UGC Librarian/Library Assistant	1	1							1	
Others	8	7	1		2	1		3	3	

### 3. COURSES

#### Part A - Programme Details

Department	Level	Name of Programme	Subject	Duration in months	Sanctioned Intake	Actual intake	# of applicants
Department of Hindi	UG	B.A Hindi	Hindi	36	48	25	490
Department of Commerce	UG	B.Com Co-operation	Commerce	36	48	55	2289
Department of Political Science	UG	B.A Political Science	Political Science	36	40	44	1894
Department of Physics	UG	B.Sc Physics	Physics	36	29	7	817
Department of Economics	UG	B.A Economics	Economics	36	48	49	1514
Department of Economics	PG	M.A Economics	Economics	24	18	19	173
Department of English	UG	B.A Functional English	English	36	33	29	333

#### Part B - Student Enrolment

Department	Programme		# Male	# Female	# Transgender	# SC	# ST	#Muslim	#SEBC	EBFC
Department of Hindi	B.A Hindi	Total	10	15	0	2	4	1	15	3
		PWD								
Department of Commerce	B.Com Co-operation	Total	18	37	0	4	5	3	33	5
		PWD	2						1	
Department of	B.A Political	Total	13	31	0	5	6	4	19	5

Political Science	Science Political Science	PWD								
Department of Physics	B.Sc Physics Physics	Total	7	7	0	0	0	0	0	0
		PWD								
Department of Economics	B.A Economics Economics	Total	20	29	0	4	5	3	31	1
		PWD								
Department of Economics	M.A Economics Economics	Total	1	18	0	1	1	3	8	1
		PWD								
Department of English	B.A Functional English English	Total	13	16	0	0	4	5	11	7
		PWD								

#### Part C - Examination Results

Department	Programme	Number of Students appeared			Number of Students passed			Number of Students passed with 60% and above		
		#Male	#Female	#Transgender	#Male	#Female	#Transgender	#Male	#Female	#Transgender
Department of Hindi	B.A Hindi Hindi	5	26	0	2	12	0	1	12	0
Department of Commerce	B.Com Co-operation Commerce	15	31	0	9	21	0	9	21	0
Department of Political Science	B.A Political Science Political Science	0	0	0	0	0	0	0	0	0
Department of Physics	B.Sc Physics Physics	6	11	0	1	7	0	1	7	0
Department of Economics	B.A Economics Economics	5	34	0	0	18	0	0	18	0
Department of Economics	M.A Economics Economics	0	20	0	0	16	0	0	16	0
Department of English	B.A Functional English English	12	17	0	1	11	0	1	11	0

#### Part D - Student Information

Type	Number of Students enrolled		
	#Male	#Female	#Transgender
NSS Scheme	52	148	
NCC Unit			

#### Part E - Student Accomplishments

Type	Number of students participated		
	#Male	#Female	#Transgender
Sports - District level	6	2	
Sports - State level	105	49	
Sports - National level		5	
Sports - International level			
Arts - District level			
Arts - State level	38	71	
Arts - National level			
Arts - International level			

#### 4. INFRASTRUCTURE INFORMATION

S/no	Infrastructure type	Availability	Details	Value
1	Playground	Yes	Total area in sq.m	4800
2	Auditorium	Yes	Number of seats	500
3	Theatre	No	Number of seats	
4	Library	Yes	Number of books	27670
5	N-LIST	No	Number of subscription	
6	e-ShodhSindhu	No	Number of subscription	
7	Other e-resources subscribed to	No	Number of subscription	
8	Laboratory	Yes	Number of laboratory	1
9	Seminar/Conference Hall	Yes	Number of halls	1
10	Health Center	No	Area in sq.ft.	
11	Gymnasium/ Fitness center	Yes	Area in sq.ft.	1056
12	Indoor stadium	No	Area in sq.ft.	
13	Common Room for Ladies/Womens Amenity Centre	Yes	Area in sq.ft.	1123
14	Computer Center	Yes	Number of computers	5
15	Cafeteria/Canteen	Yes	Area in sq.ft.	2640
16	Guest House	No	Area in sq.ft.	
17	Class room	Yes	Number of classrooms	20
18	Solar Power generation	No	Capacity in KW	
19	Connectivity NKN	No	Number of nodes	
20	Connectivity NMEICT	No	Number of nodes	
21	Smart Classrooms	Yes	Number of classrooms	04
22	Staff Quarters	Yes	Number of quarters	19
23	Water Harvesting	Yes	Capacity	20000
24	Hostel - Men	Yes	Area in sq.ft.	13512
25	Hostel - Ladies	Yes	Area in sq.ft.	14877
26	Hostel - Post Matric	No	Area in sq.ft.	
27	Toilets		Boys 7 Girls 17 Staff 15	
28	Studio	No	Area in sq.ft.	
29	Radio Station	No	Area in sq.ft.	
30	Creche	No	Area in sq.ft.	
31	Publications			
31.a	College Newsletter	No	Number of publications	
31.b	College Magazine	No	Number of magazines	
31.c	Subject Journals	No	Number of Journals	
32	Water Harvesting Unit	No	Capacity in litres	20000

#### 5. FINANCIAL INFORMATION

Scholarships					
Type of Scholarship	Scholarship name	Type	Number of students receiving scholarships		
			#Male	#Female	#Transgender
Central	Central Sector Scholarship	General	4	11	
		Scheduled Caste		1	
		Scheduled Tribe			
		Muslim Community	1		
		Socially Economic Backward Community	3	13	
		Economically Backward Forward Community	4	11	
		PWD			
Central	Post Matric Scholarship for Minorities	General	7	5	
		Scheduled Caste			
		Scheduled Tribe			
		Muslim Community	1	8	
		Socially Economic			



		Backward Community			
		Economically Backward Forward Community	7	5	
		PWD			
State	Hindi Scholarship	General	1	3	
		Scheduled Caste			
		Scheduled Tribe			
		Muslim Community	1	3	
		Socially Economic Backward Community	2	16	
		Economically Backward Forward Community	1	3	
		PWD			
State	Suvarna Jubilee Scholarship	General	3	3	
		Scheduled Caste			
		Scheduled Tribe		6	
		Muslim Community		2	
		Socially Economic Backward Community	7	38	
		Economically Backward Forward Community	3	3	
		PWD			
State	Snehapoorvam Scholarship	General	1	2	
		Scheduled Caste		1	
		Scheduled Tribe		1	
		Muslim Community			
		Socially Economic Backward Community	1	10	
		Economically Backward Forward Community	1	2	
		PWD			
Central	Financial Assistance for Education to the wards of Beedi/Cine/LSDM/ - Post Matric	General			
		Scheduled Caste			
		Scheduled Tribe			
		Muslim Community			
		Socially Economic Backward Community		1	
		Economically Backward Forward Community			
		PWD			
State	C.H. Muhammad Koya Scholarship	General			
		Scheduled Caste			
		Scheduled Tribe			
		Muslim Community		3	
		Socially Economic Backward Community			
		Economically Backward Forward Community			
		PWD			

**Freeships/Endowments by Institutions**

Endowment details	Type	Number of students received endowments		
		#Male	#Female	#Transgender
Endowment by Institution	General		3	
	Scheduled Caste			
	Scheduled Tribe			

	<b>Muslim Community</b>			
	<b>Socially Economic Backward Community</b>	1	2	
	<b>Economically Backward Forward Community</b>			
	<b>PWD</b>			

#### Education Loans

Category	Number of students availing education loans		
	#Male	#Female	#Transgender
<b>General</b>			
<b>Scheduled Caste</b>			
<b>Scheduled Tribe</b>			
<b>Muslim Community</b>			
<b>Socially Economic Backward Community</b>			
<b>Economically Backward Forward Community</b>			
<b>PWD</b>			

#### Income

SIno	Items	Amount in thousands (In Rupees)
1	Grants received from	
(i)	University Grants Commission	
(ii)	Distance Education Council	
(iii)	Other Central Government Departments	
2	Grants Received From State Government	23585304
3	Grants Received From Local Bodies	
4	Donations	
5	Tuition Fees	37825
6	Other Fees	92417
7	Interests	
8	Sale Of Application Form	
9	Other Income	
10	Total	23715546

#### Expenditure

SIno	Items	Amount in thousands (In Rupees)
1	Salary, Allowances & Retirement Benefits	43612940
2	Buildings (Construction & Maintenance)	6568925
3	Library & Laboratory	553496
4	Research Activities	
5	Scholarships	
6	Grants to Colleges	
7	Other Expenses	355880
8	Total	51091241



## SURVEY INFORMATION - 2021-2022

### 1. INFORMATION OF THE INSTITUTION

Part A - Basic Information			
1. Name of the Institution		<b>E K NAYANAR MEMORIAL GOVERNMENT COLLEGE</b>	
2. Year Established	<b>1981</b>	3. Number of years in existence	<b>41</b>
4. Institution Type	<b>College</b>	5. Affiliating University	<b>Kannur University</b>
6. Management Type	<b>Government</b>	7. Name of the management	
8. Specialization	<b>Arts and Science</b>	Specialization Sub-type	
9. Institution Type By Gender	<b>Co-education</b>	10. AISHE ID	<b>C-43778</b>
11. Email id	<b>eknmgovtcollege@yahoo.com</b>	12. Mobile	<b>9447250562</b>
13. Website	<b>www.eknmgc.ac.in</b>	14. Address	<b>E K NAYANAR MEMORIAL GOVERNMENT COLLEGE ELERITHATTU P O , NILESWARAM Kasargode 671314</b>
15. Contact Details			
<b>Type of Contact</b>	<b>Name</b>	<b>Designation</b>	<b>Contact Details</b>
Head of Institution	<b>Dr. Solji K. Thomas</b>	<b>Associate Professor</b>	<b>soljikhomas@gmail.com 9447250562</b>
Nodal Officer	<b>Dr. Ajesh C.R.</b>	<b>Assistant Professor</b>	<b>ajesh10cr@gmail.com 9947854232</b>
<b>Part B - Miscellaneous Information</b>			
16. Taluk	<b>Vellarikundu</b>	17. Area Type	<b>Panchayath</b>
18. Village	<b>West Eleri</b>		
19. Loksabha Constituency	<b>Kasaragod</b>	20. Legislative Assembly Constituency	<b>Trikaripur</b>
21. Geographical Referencing			
Latitude	<b>12.330608</b>	Longitude	<b>75.309003</b>
22. Geographic Terrain	<b>High Land</b>	23. Location / Economic Zone	<b>Rural</b>
24. Total Area In hectares	<b>7.502</b>	25. Total Constructed Area In sq.m	<b>6836.83</b>
<b>Part C - Recognitions / Affiliations</b>			
26. Details of UGC Recognitions			
<b>Section</b>	<b>Date</b>	<b>Remarks</b>	
<b>Section 2f of UGC</b>	<b>2005-05-03</b>		
<b>Section 12B of UGC</b>	<b>2005-05-03</b>		
27. Recognitions by other Statutory Bodies / Authorities			
<b>Authority</b>	<b>Valid from</b>	<b>Valid to</b>	<b>Remarks</b>
28. Accreditation Details			
<b>Accredited By</b>	<b>Grade</b>	<b>Year</b>	<b>Remarks</b>
<b>NAAC</b>	<b>B</b>	<b>2019</b>	
29. Is the institution recognized by			
a) UGC as an Institution with Potential for Excellence	<b>NO</b>		
b) For its performance by any other Government agency	<b>NO</b>		
30. Ranking Details			
<b>Ranking Agency</b>	<b>Year</b>	<b>Rank</b>	

### 2. STAFF DETAILS

Part A - Department / Centres				
Sino	Department	Sanctioned Posts	Permanent	Temporary
1	<b>Department of Commerce</b>	<b>4</b>	<b>3</b>	<b>1</b>

2	Department of Hindi	4	3	1
3	Department of Political Science	1	1	1
4	Department of History	1	1	0
5	Department of Physical Education	1	1	0
6	Department of Malayalam	1	1	0
7	Department of Physics	2	0	4
8	Department of English	4	2	3
9	Department of Journalism	0	0	1
10	Department of Economics	7	5	1

**Part B - Details of Academic Staff**

S/no	Department	Type	Name	Gender	Designation	Year of Entry
1	Department of Hindi	Teachers	Nithya V	Female	Assistant Professor	2018
2	Department of Hindi	Teachers	Dr. Vijayan K.	Male	Assistant Professor	2009
3	Department of Hindi	Teachers	Dr. Solji K. Thomas	Male	Associate Professor	2006
4	Department of Hindi	Teachers	Manjusha P.V.	Female	Contract/Guest Teacher	2021
5	Department of Commerce	Teachers	Dr. Jinse Joseph	Male	Assistant Professor	2011
6	Department of Commerce	Teachers	Soji M. Sebastian	Male	Assistant Professor	2007
7	Department of Commerce	Teachers	Prakashan K	Male	Assistant Professor	2005
8	Department of Commerce	Teachers	Sharlet Mathew	Female	Contract/Guest Teacher	2021
9	Department of Political Science	Teachers	Ganesan D.A.	Male	Assistant Professor	2010
10	Department of Political Science	Teachers	Dr. Sandeep E.	Male	Contract/Guest Teacher	2021
11	Department of History	Teachers	Saci C.T.	Male	Assistant Professor	2007
12	Department of Physical Education	Teachers	Dr. Ajesh C.R.	Male	Assistant Professor	2018
13	Department of English	Teachers	Aravindan S.S.	Male	Assistant Professor	2014
14	Department of Economics	Teachers	Dr. Babu C.	Male	Assistant Professor	2009
15	Department of Economics	Teachers	Dr. Johnson K.A.	Male	Assistant Professor	2009
16	Department of Economics	Teachers	Dr. Jaison V Joseph	Male	Assistant Professor	1998
17	Department of Economics	Teachers	Retheesh P.K.	Male	Assistant Professor	2012
18	Department of Economics	Teachers	Tessymol George	Female	Assistant Professor	2013
19	Department of Physics	Teachers	Dr. Chithra H.	Female	Contract/Guest Teacher	2021
20	Department of Physics	Teachers	Rajani K.V.	Female	Contract/Guest Teacher	2021
21	Department of Physics	Teachers	Haritha Balakrishnan	Female	Contract/Guest Teacher	2021
22	Department of Physics	Teachers	Laya John	Female	Contract/Guest Teacher	2021
23	Department of English	Teachers	Saleem Paramban	Male	Assistant Professor	2021
24	Department of English	Teachers	Ambili K.R.	Female	Contract/Guest Teacher	2021
25	Department of English	Teachers	Vismaya Priyadarshini	Female	Assistant Professor	2021

26	Department of English	Teachers	Aysha Fida	Female	Contract/Guest Teacher	2021
27	Department of Journalism	Teachers	Muhammed Musthafa	Male	Contract/Guest Teacher	2021
28	Department of Malayalam	Teachers	Dr. Josna Jacob	Female	Assistant Professor	2009

#### Part C - Non-Teaching Staff Details

Type of Staff	Total #	Male #	Female #	Transgender #	PWD #	SC #	ST #	OBC #	GEN #	OTH #
Section Officers										
Office Superintendent	1	1							1	
Other Clerical Staff	6	6			1			3	1	2
Non UGC Librarian/Library Assistant	2	1	1					1	1	
Others	8	6	2		2	1		4	3	

### 3. COURSES

#### Part A - Programme Details

Department	Level	Name of Programme	Subject	Duration in months	Sanctioned Intake	Actual intake	# of applicants
Department of Hindi	UG	B.A Hindi	Hindi	36	40	34	393
Department of Commerce	UG	B.Com Co-operation	Commerce	36	48	53	2155
Department of Political Science	UG	B.A Political Science	Political Science	36	40	44	1748
Department of Physics	UG	B.Sc Physics	Physics	36	24	17	817
Department of Economics	UG	B.A Economics	Economics	36	42	42	1595
Department of Economics	PG	M.A Economics	Economics	24	16	16	243
Department of English	UG	B.A Functional English	English	36	32	32	358

#### Part B - Student Enrolment

Department	Programme		# Male	# Female	# Transgender	# SC	# ST	#Muslim	#SEBC	EBFC
Department of Hindi	B.A Hindi	Total	11	23	0	1	7	4	18	1
		PWD								
Department of Commerce	B.Com Co-operation	Total	19	34	0	7	4	3	28	5
		PWD								
Department of Political Science	B.A Political Science	Total	12	32	0	5	6	0	22	6
		PWD	1	1				1		
Department of Physics	B.Sc Physics	Total	12	5	0	0	0	0	2	0
		PWD								
Department of Economics	B.A Economics	Total	18	24	0	4	4	2	26	1
		PWD	1	1				1		

Department of Economics	M.A Economics Economics	Total	1	15	0	0	1	2	10	1
		PWD								
Department of English	B.A Functional English	Total	13	19	0	1	5	1	6	0
		PWD								

#### Part C - Examination Results

Department	Programme	Number of Students appeared			Number of Students passed			Number of Students passed with 60% and above		
		#Male	#Female	#Transgender	#Male	#Female	#Transgender	#Male	#Female	#Transgender
Department of Hindi	B.A Hindi Hindi	5	26	0	2	11	0	1	11	0
Department of Commerce	B.Com Co-operation Commerce	15	31	0	9	20	0	9	20	0
Department of Political Science	B.A Political Science Political Science	0	0	0	0	0	0	0	0	0
Department of Physics	B.Sc Physics Physics	6	11	0	1	7	0	1	7	0
Department of Economics	B.A Economics Economics	5	35	0	0	18	0	0	18	0
Department of Economics	M.A Economics Economics	0	20	0	0	20	0	0	20	0
Department of English	B.A Functional English	12	17	0	3	8	0	3	8	0

#### Part D - Student Information

Type	Number of Students enrolled		
	#Male	#Female	#Transgender
NSS Scheme	26	74	0
NCC Unit	0	0	0

#### Part E - Student Accomplishments

Type	Number of students participated		
	#Male	#Female	#Transgender
Sports - District level	0	0	0
Sports - State level	74	30	0
Sports - National level	2	0	0
Sports - International level	0	0	0
Arts - District level	0	0	0
Arts - State level	10	17	0
Arts - National level	0	0	0
Arts - International level	0	0	0

### 4. INFRASTRUCTURE INFORMATION

Sno	Infrastructure type	Availability	Details	Value
1	Playground	Yes	Total area in sq.m	4800
2	Auditorium	Yes	Number of seats	500
3	Theatre	No	Number of seats	
4	Library	Yes	Number of books	27670
5	N-LIST	No	Number of subscription	
6	e-ShodhSindhu	No	Number of subscription	

7	Other e-resources subscribed to	No	Number of subscription	
8	Laboratory	Yes	Number of laboratory	1
9	Seminar/Conference Hall	Yes	Number of halls	1
10	Health Center	No	Area in sq.ft.	
11	Gymnasium/ Fitness center	Yes	Area in sq.ft.	1056
12	Indoor stadium	No	Area in sq.ft.	
13	Common Room for Ladies/Womens Amenity Centre	Yes	Area in sq.ft.	1150
14	Computer Center	Yes	Number of computers	5
15	Cafeteria/Canteen	Yes	Area in sq.ft.	2054
16	Guest House	No	Area in sq.ft.	
17	Class room	Yes	Number of classrooms	19
18	Solar Power generation	No	Capacity in KW	
19	Connectivity NKN	No	Number of nodes	
20	Connectivity NMEICT	No	Number of nodes	
21	Smart Classrooms	Yes	Number of classrooms	04
22	Staff Quarters	Yes	Number of quarters	19
23	Water Harvesting	Yes	Capacity	20000
24	Hostel - Men	Yes	Area in sq.ft.	8900
25	Hostel - Ladies	Yes	Area in sq.ft.	6275.36
26	Hostel - Post Matric	No	Area in sq.ft.	
27	Toilets		Boys 10 Girls 15 Staff 14	
28	Studio	No	Area in sq.ft.	
29	Radio Station	No	Area in sq.ft.	
30	Creche	No	Area in sq.ft.	
31	Publications			
31.a	College Newsletter	No	Number of publications	
31.b	College Magazine	Yes	Number of magazines	1
31.c	Subject Journals	No	Number of Journals	
32	Water Harvesting Unit	No	Capacity in litres	20000

## 5. FINANCIAL INFORMATION

Scholarships					
Type of Scholarship	Scholarship name	Type	Number of students receiving scholarships		
			#Male	#Female	#Transgender
State	Suvarna Jubilee Scholarship	General		1	
		Scheduled Caste			
		Scheduled Tribe		5	
		Muslim Community			
		Socially Economic Backward Community		1	
		Economically Backward Forward Community			
		PWD			
KSHEC	kerala state higher education council scholarship	General		2	
		Scheduled Caste			
		Scheduled Tribe		1	
		Muslim Community			
		Socially Economic Backward Community			
		Economically Backward Forward Community			
		PWD			
Central	Post Metric Scholarship	General	2	3	
		Scheduled Caste			
		Scheduled Tribe			
		Muslim Community	1	4	



		Socially Economic Backward Community			
		Economically Backward Forward Community	1	2	
		PWD			
State	Beedi Scholarship	General		1	
		Scheduled Caste			
		Scheduled Tribe			
		Muslim Community			
		Socially Economic Backward Community		1	
		Economically Backward Forward Community			
		PWD			
State	Snehapoorvam Scholarship	General			
		Scheduled Caste	1	3	
		Scheduled Tribe			
		Muslim Community			
		Socially Economic Backward Community		2	
		Economically Backward Forward Community		1	
		PWD			
Central	Central Sector Scholarship	General	2	11	
		Scheduled Caste			
		Scheduled Tribe			
		Muslim Community	1		
		Socially Economic Backward Community	1	1	
		Economically Backward Forward Community		2	
		PWD			
State	C.H. Muhammed Koya Scholarship	General			
		Scheduled Caste			
		Scheduled Tribe			
		Muslim Community		8	
		Socially Economic Backward Community			
		Economically Backward Forward Community			
		PWD			

#### Freeships/Endowments by Institutions

Endowment details	Type	Number of students received endowments		
		#Male	#Female	#Transgender
Endowment UG and PG Toppers	General			
	Scheduled Caste			
	Scheduled Tribe			
	Muslim Community	1	2	
	Socially Economic Backward Community		3	
	Economically Backward Forward Community	4	2	
	PWD			

#### Education Loans

Category	Number of students availing education loans		
	#Male	#Female	#Transgender

<b>General</b>			
<b>Scheduled Caste</b>			
<b>Scheduled Tribe</b>			
<b>Muslim Community</b>			
<b>Socially Economic Backward Community</b>			
<b>Economically Backward Forward Community</b>			
<b>PWD</b>			

<b>Income</b>
---------------

<b>Sino</b>	<b>Items</b>	<b>Amount in thousands (In Rupees)</b>
1	Grants received from	
(i)	University Grants Commission	
(ii)	Distance Education Council	
(iii)	Other Central Government Departments	<b>600000</b>
2	Grants Received From State Government	<b>23585304</b>
3	Grants Received From Local Bodies	
4	Donations	
5	Tuition Fees	<b>176575</b>
6	Other Fees	
7	Interests	
8	Sale Of Application Form	
9	Other Income	
10	Total	<b>29761879</b>

<b>Expenditure</b>
--------------------

<b>Sino</b>	<b>Items</b>	<b>Amount in thousands (In Rupees)</b>
1	Salary, Allowances & Retirement Benefits	<b>43612940</b>
2	Buildings(Construction & Maintenance)	<b>6568925</b>
3	Library & Laboratory	<b>553496</b>
4	Research Activities	
5	Scholarships	
6	Grants to Colleges	
7	Other Expenses	<b>355880</b>
8	Total	<b>51091241</b>



MAIN NAVIGATION

- 🏠 Dashboard
- 📄 Survey for Institutions <
- 📄 Self Study Report <
- 📄 Data Validation & Verification <
- 📄 Assessment Details <
- 📄 Conduct Student Survey <
- 📄 Chancellors Award <
- 🌐 IT Infrastructure Questionnaire <
- 📄 KIRF Data <
- 📄 Reports <
- 🗨 Notifications & Alerts
- 🚨 Report an Incident
- 📄 Survey Guidelines
- 📄 SSR MANUAL FOR SAAC

## Submission of KIRF Data

### Submission of KIRF

Show  entries

Search:

Sino	Hei Name	Academic Year	Status	Actions
ID: 1	E K NAYANAR MEMORIAL GOVERNMENT COLLEGE	2022-2023	Submitted	<a href="#">Show</a>

Showing 1 to 1 of 1 entries

Previous **1** Next

MAIN NAVIGATION

- 🏠 Dashboard
- 📄 Survey for Institutions <
- 📄 Self Study Report <
- 📄 Data Validation & Verification
- 📄 Assessment Details <
- 📄 Conduct Student Survey <
- 📄 Chancellors Award <
- 📄 IT Infrastructure Questionnaire
- 📄 KIRF Data <
- 📄 Reports <
- 🗨 Notifications & Alerts
- 🚨 Report an Incident
- 📄 Survey Guidelines
- 📄 SSR MANUAL FOR SAAC

ACCOUNT SETTINGS

## Submission of Survey Details (SSR Part A)

### Submitted Survey Details

Show 10 entries

Search:

Slno	Institution Name	Institution Type	District	AC Year	Status	Actions
1	E K NAYANAR MEMORIAL GOVERNMENT COLLEGE	College	Kasargode	2021-2022	Submitted	Show
2	E K NAYANAR MEMORIAL GOVERNMENT COLLEGE	College	Kasargode	2022-2023	Submitted	Show

Showing 1 to 2 of 2 entries

Previous 1 Next