



**EKNM GOVERNMENT COLLEGE ELERITHATTU**  
**(Established in 1981, Affiliated to Kannur University)**

Accredited by NAAC with 'B' Grade

Elerithattu(PO), Nileshwar (Via), Kasaragod (Dist.), Kerala-671314, Ph: 04672245833, 9188900213  
e-mail: [eknmgovtcollege@yahoo.com](mailto:eknmgovtcollege@yahoo.com) , Web: <http://www.eknmgc.ac.in>

## DOCUMENTARY EVIDENCE FOR

6.5.1. Internal Quality Assurance Cell (IQAC) has contributed significantly for institutionalizing the quality assurance strategies and processes. It reviews teaching learning process, structures & methodologies of operations and learning outcomes at periodic intervals and records the incremental improvement in various activities

### **REGULAR RESULT ANALYSIS SESSIONS BY IQAC**



**RESULT ANALYSIS SESSION ORGANISED REGULARLY BY IQAC**



# Analysis of II Semester Results

**Batch: B.A. Economics 2022-2025**

P.G. Department of Economics

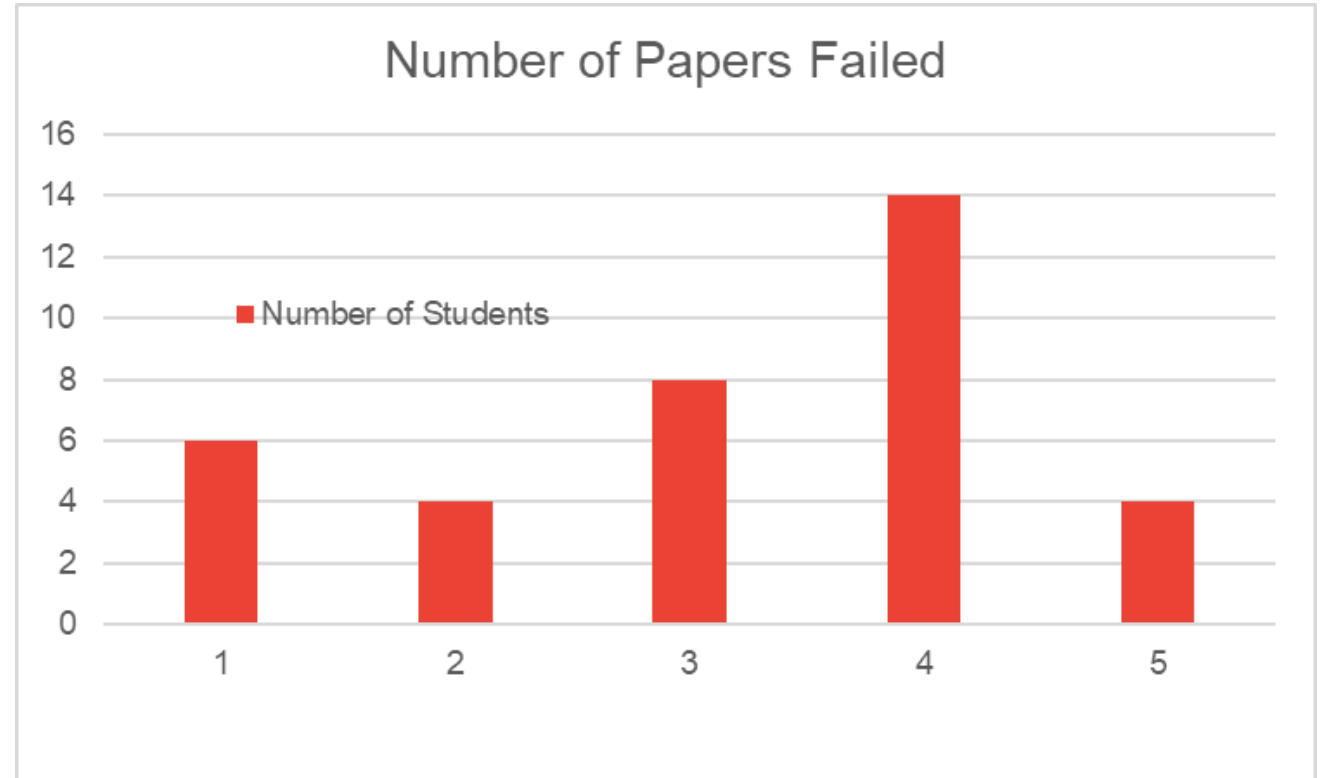
E.K.N.M. Government College, Elerithattu

# Abstract of the Results

Number of Students Appeared	46
Number of Students Passed in all Courses	10
Pass Percentage	21.73

# Counting Failures

Number of Courses Failed	Number of Students
1	6
2	4
3	8
4	14
5	4



# Coursewise Failures

Name of the Course	Number of Students Failed	Failure Rate (%)
Readings on Life and Nature	22	48
Readings on Gender	28	61
Second Language	Hindi: 0 (Out of 6) Malayalam: 7 (Out of 40)	0 17
Micro Economic Analysis II (Core)	31	67
Introduction to Indian Political System (Complementary)	29	63

# Key Findings from the Result Analysis

- a. The pass percentage is very low at **10%**
  - b. Most of the students failed have minimum arrears of **3** courses
  - c. Failure Rate is very high (**above 60%**) for 3 courses
- (**Common English – Readings on Gender, Core and Complementary**)

**Thank you**

# DEPARTMENT OF POLITICAL SCIENCE

SINCE 2020



# **RESULT STATASTICS OF 2020-2023 BATCH STUDENTS**

**First Batch students**

## Number of Students Appeared

Male	Female	Total
9	30	39

## Number of students Passed

Male	Female	Total
2	16	18

## Number of students Passed with above **60% or above**

Male	Female	Total
2	16	18

## Number of students Passed with above **80% or above**

Male	Female	Total
0	3	3

## Number of students Passed with above **90% or above**

Male	Female	Total
0	0	0

Number of Students Appeared

General	SC	ST	SEBC	EBFC	Others	Total
11	3	5	18	2	0	39

Number of Students Passed

General	SC	ST	SEBC	EBFC	Others	Total
8	0	1	9	0	0	18

Number of students Passed with above 60% or above

General	SC	ST	SEBC	EBFC	Others	Total
8	0	1	9	0	0	18

Number of students Passed with above 80% or above

General	SC	ST	SEBC	EBFC	Others	Total
0	0	1	2	0	0	3

Number of students Passed with above 90% or above

General	SC	ST	SEBC	EBFC	Others	Total
0	0	0	0	0	0	0

Number of Students Appeared

Hosteller	Non Hosteller	Total
11	28	39

Number of Students Passed

Hosteller	Non Hosteller	Total
8	10	18

Number of Students Passed with 60% or above

Hosteller	Non Hosteller	Total
8	10	18

Number of Students Passed with 80% or above

Hosteller	Non Hosteller	Total
2	1	3

Number of Students Passed with 90% or above

Hosteller	Non Hosteller	Total
0	0	0

**RESULT STATASTICS OF 2022-2025 BATCH STUDENTS**

**SECOND SEMESTER – RESULT ON 25-10-2023**

<b>A</b>	<b>B</b>	<b>C</b>	<b>D</b>	<b>E</b>	Fail				
					Number of Subjects failed				
					<b>1</b>	<b>2</b>	<b>3</b>	<b>4</b>	<b>5</b>
<b>0</b>	<b>3</b>	<b>6</b>	<b>4</b>	<b>0</b>	<b>6</b>	<b>10</b>	<b>6</b>	<b>5</b>	<b>2</b>

## Number of Students Appeared

Male	Female	Total
13	29	42

## Number of students Passed

Male	Female	Total
3 (D Grade)	10	13

## Number of students Passed with above 60% or above

Male	Female	Total
0	10	10

## Number of students Passed with above 80% or above

Male	Female	Total
0	0	0

## Number of students Passed with above 90% or above

Male	Female	Total
0	0	0

Number of Students Appeared

General	SC	ST	SEBC	EBFC	Others	Total
5	4	6	22	5	0	42

Number of Students Passed

General	SC	ST	SEBC	EBFC	Others	Total
1	0	2	9	1	0	13

Number of students Passed with above 60% or above

General	SC	ST	SEBC	EBFC	Others	Total
1	0	2	6	0	0	9

Number of students Passed with above 80% or above

General	SC	ST	SEBC	EBFC	Others	Total
0	0	0	0	0	0	0

Number of students Passed with above 90% or above

General	SC	ST	SEBC	EBFC	Others	Total
0	0	0	0	0	0	0



Number of Students Appeared

Hosteller	Non Hosteller	Total
15	27	42

Number of Students Passed

Hosteller	Non Hosteller	Total
8	5	13

Number of Students Passed with 60% or above

Hosteller	Non Hosteller	Total
7	2	9

Number of Students Passed with 80% or above

Hosteller	Non Hosteller	Total
0	0	0

Number of Students Passed with 90% or above

Hosteller	Non Hosteller	Total
0	0	0

Thank You

The background features abstract, overlapping geometric shapes in various shades of green, ranging from light lime to dark forest green. These shapes are primarily located on the right side of the frame, creating a modern, layered effect against the white background.

# **Result Analysis (2023)**

---

P G Department of Economics  
EKNM GC Elerithattu

---

# CONTENTS

Result Analysis of

BA Economics (2020-23 Batch)


MA Applied Economics (2021-23 Batch)



**01**

---

**B A Economics**



# Overall Result



**27/42**

64.28

56.08 (University)



**Where the  
Department Stands**

**5<sup>th</sup> Position out of 24  
Colleges**

---



---

## **27 students Comprises of**

4 (A Grade, Above 80%)

13 (B Grade, Above 70 %)

10 (C Grade, Above 60 %)

Total First Class 23 **(85.18%)**



---

# THESE ARE THE PERCENTAGES!

**14.81%**

A Grade

**48.14%**

B Grade

**37.03%**

C Grade

---

## Gender Wise

Boys

**Appeared 11**  
**Passed 3**  
**First Class 3**

Girls

**Appeared 31**  
**Passed 24**  
**Distinction 4**  
**First Class 20**

---

## ... Category Wise


	GEN	SC	ST	SEBC	EWS	Total
Appeared	6	1	3	27	5	42
Passed	5	1	1	16	4	27
60 % Above	2	1	1	15	4	23
80% Above	3	0	0	1	0	4



02

---

**M A Applied Economics**



# Overall Result



**14/16**

87.50

63.87 (University)

The background features a dark blue gradient with teal wavy patterns. A trail of white and blue particles moves from the top left towards the center, creating a sense of motion and depth.

# Where the Department Stands

**3rd Position out of 8  
Colleges**

A thin, vertical orange line is positioned below the word "Colleges", extending downwards from the bottom of the text.



---

## 14 students Comprises of

1 (A Grade, Above 80%)

9 (B Grade, Above 70 %)

4 (C Grade, Above 60 %)

Total First Class 13 **(92.85%)**



---

# THESE ARE THE PERCENTAGES!

**7.1%**

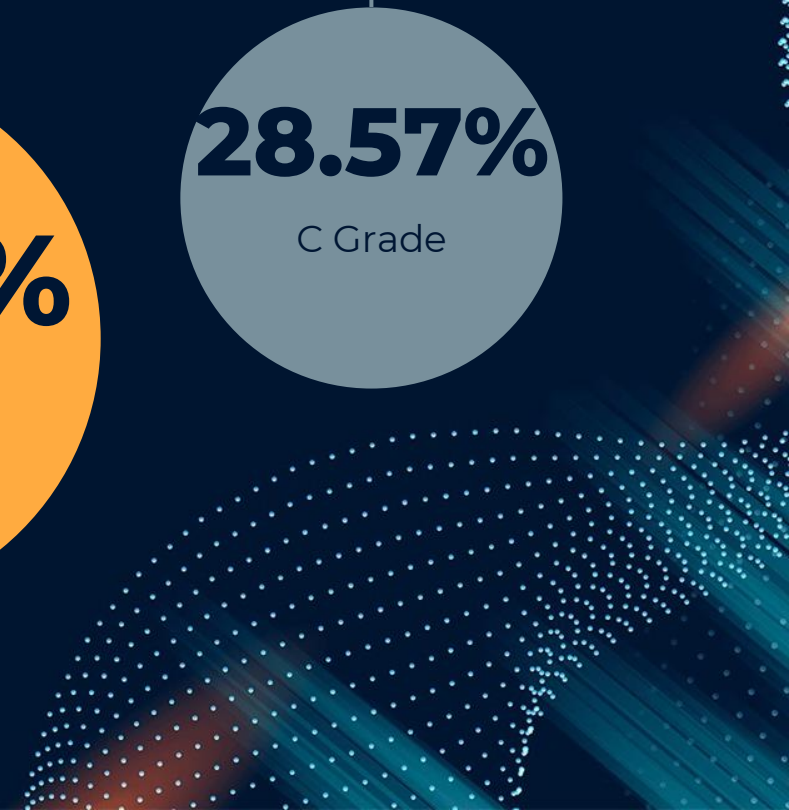
A Grade

**64.28%**

B Grade

**28.57%**

C Grade



---

# Gender Wise

Boys

Appeared 1  
Passed 1  
**First Class 1**

Girls

Appeared 15  
Passed 13  
Distinction 1  
First Class 12

---

## ... Category Wise

	GEN	SC	ST	SEBC	EWS	Total
Appeared	0	0	1	13	2	16
Passed	0	0	1	12	1	14
60 % Above	0	0	1	11	1	13
80% Above	0	0	0	1	0	1



# DEPARTMENT OF COMMERCE

RESULT ANALYSIS  
MARCH 2023  
(2020-2023 BATCH)

# NO. OF STUDENTS APPEARED

MALE	FEMALE	TOTAL
21	31	52

# NO OF STUDENTS PASSED

MALE	FEMALE	TOTAL
14	26	40

# PERCENTAGE OF RESULTS

MALE	FEMALE	TOTAL
66.66	83.87	76.92



# POSITION

DISTINCTION	FIRST CLASS	TOTAL
14	26	40

# Functional English Department

RESULT ANALYSIS 2022-2025 BATCH  
SECOND SEMESTER

# Result Analysis 2020-2023 Batch

## RESULT STATISTICS OF ADMISSION 2020-2023

### FUNCTIONAL ENGLISH

	Appeared	Passed	Percentage	A+	A	B	C	D	E
<b>TOTAL</b>	155	90	<b>58.06</b>	0	12	40	38	0	0
E.K. Nayanar Memorial Govt. College, Elerithattu	27	13	<b>48.15</b>	0	3	4	6	0	0
Govt. Brennen College, Thalassery	36	23	<b>63.89</b>	0	4	10	9	0	0
Mary Matha Arts and Science College, Mananthavady	39	24	<b>61.54</b>	0	2	13	9	0	0
Peoples Co-operative Arts and Science College, Munnad	6	4	<b>66.67</b>	0	0	3	1	0	0
Sir Syed College, Taliparamba	47	26	<b>55.32</b>	0	3	10	13	0	0

TOTAL MALE STUDENTS- 8

TOTAL FEMALE STUDENTS- 19

NAME	PASS/FAIL	PERCENTAGE	CLASS	GRADE															
SIDHARTH BABU	F	-	-	-															
ADITHYA MOHANAN	PASS	67.02	FIRST CLASS	C															
AKSHARA P	PASS	80.42	DISTINCTION	A															
ATHIRA K	PASS	78.28	FIRST CLASS	B															
JANEESHA M V	PASS	72.95	FIRST CLASS	B															
JISHMA RAJAN	F	-	-	-															
ANANDHAKRISHNAN K	PASS	69.45	FIRST CLASS	C															
ASWIN GOPI	F	-	-	-															
FEBIN PETER	PASS	62.23	FIRST CLASS	C															
JESTIN PETER	F	-	-	-															
SHELJIN REJI	F	-	-	-															
SIBIN THOMAS	F	-	-	-															
YADU NANDANAN K	F	-	-	-															
AKSHAYA BALAKRISHNAN	F	-	-	-															
ANAGHA K A	F	-	-	-															
APARNA RAMESH	PASS	73.25	FIRST CLASS	B															
ASHITHA T	F	-	-	-															
FATHIMA SHIBINA	PASS	78.37	FIRST CLASS	B															
GLORIYA BABY	F	-	-	-															
KRISHNAPRIYA P R	PASS	66.6	FIRST CLASS	C															
MIDHUNA NARAYANAN	PASS	82.92	DISTINCTION	A															
NANDANA K	F	-	-	-															
RAVEENA CHANDRAN	PASS	85.52	DISTITION	A															
SONA BABU	F	-	-	-															
SUBISREE V V	PASS	68.28	FIRST CLASS	C															
VINNYA K B	PASS	63.45	FIRST CLASS	C															
VISHNUPRIYA M V	F	-	-	-															

3 STUDENTS WITH DISTINCTION (A GRADE)

RAVEENA CHANDRAN (85.52) SECURING KANNUR UNIVERSITY BA FUNCTIONAL ENGLISH 3RD RANK.

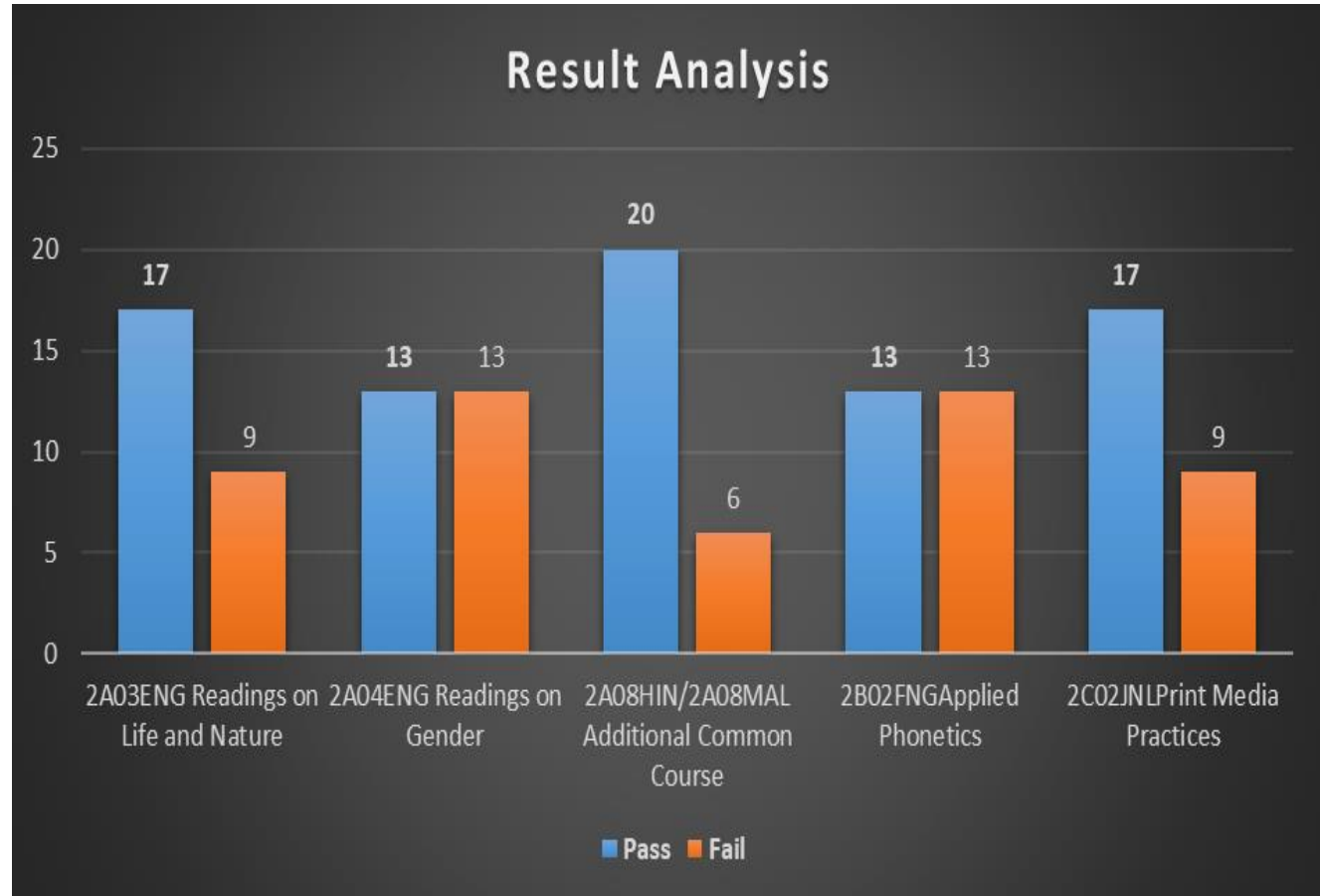
# Result Analysis

Second Semester 2022-2025 Batch



## RESULT ANALYSIS PER PAPER

Result Analysis		
Course	Pass	Fail
2A03ENG Readings on Life and Nature	17	9
2A04ENG Readings on Gender	13	13
2A08HIN/2A08MAL Additional Common Course	20	6
2B02FNG Applied Phonetics	13	13
2C02JNL Print Media Practices	17	9





Second Semester B.A. Functional English Result	
Result	Number
Pass	7
Fail	19

**Pass percentage - 27%**

