



EKNM GOVERNMENT COLLEGE ELERITHATTU

(Established in 1981, Affiliated to Kannur University)

Accredited by NAAC with 'B' Grade

Elerithattu(PO), Nileshtar (Via), Kasaragod (Dist.), Kerala-671314, Ph: 04672245833, 9188900213

e-mail: eknmgovtcollege@yahoo.com , Web: <http://www.eknmgc.ac.in>

DOCUMENTARY EVIDENCE FOR

2.6.3. Pass Percentage of Students during last five years.

RESULT ANALYSIS



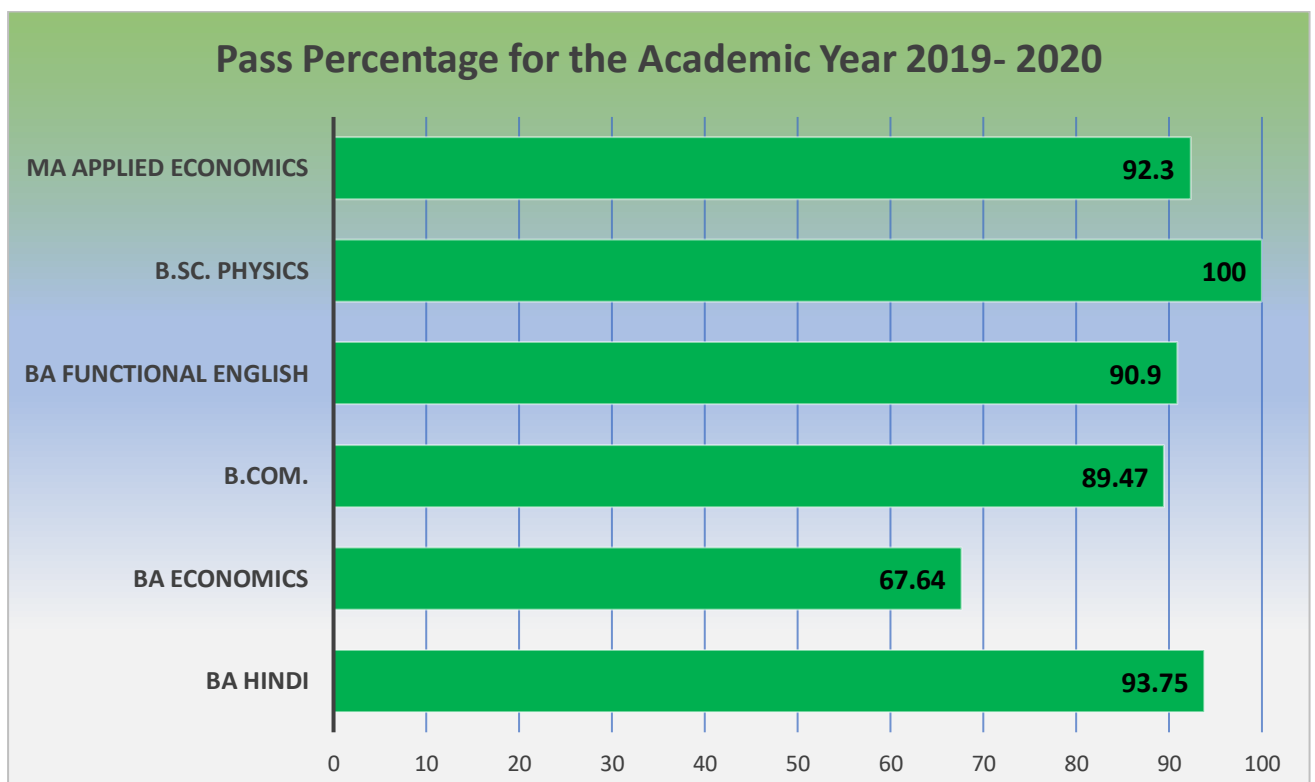
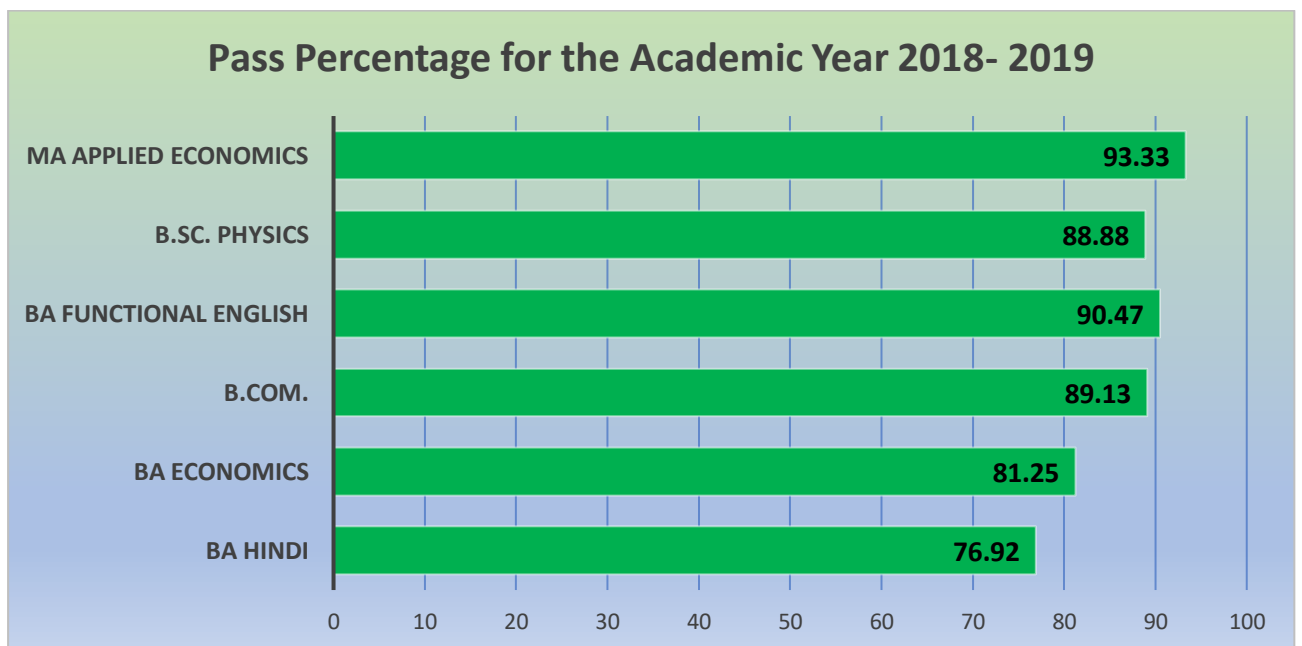
**E. K. NAYANAR MEMORIAL
GOVERNMENT COLLEGE, ELERITHATTU**

**RESULT ANALYSIS FOR THE
ACADEMIC YEAR
From 2018-2019 to 2022-2023**

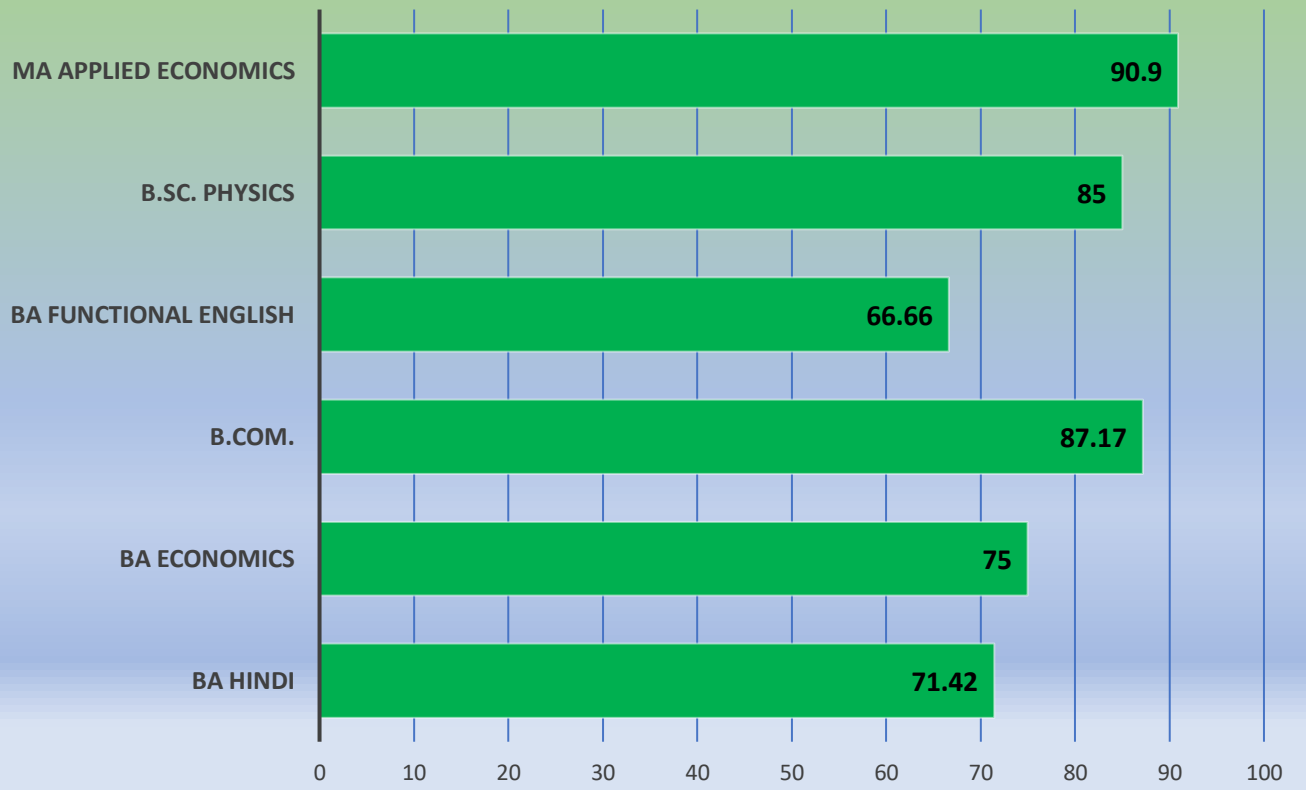
ACADEMIC ACHIEVEMENTS OF THE STUDENTS

Sl. No.	Year	Name of the Student	Achievement
1	2018-19	ARUNA DEV R S	First Rank in Kannur University M A Applied Economics Examinations 2018-19
2	2018-19	PRAMEELA M.	Second Rank in Kannur University M A Applied Economics Examinations 2018-19
3	2018-19	SARANYA M.	Third Rank in Kannur University M A Applied Economics Examinations 2018-19
4	2019-20	RASIKA K K	First Rank in Kannur University M A Applied Economics Examinations 2019-20
5	2019-20	SHILPA V K	Second Rank in Kannur University M A Applied Economics Examinations 2019-20
6	2019-20	SAHILA N P	Third Rank in Kannur University M A Applied Economics Examinations 2019-20
7	2020-21	MUHSEENA C H	First Rank in Kannur University M A Applied Economics Examinations 2020-21
8	2020-21	JILNA GEORGE	Second Rank in Kannur University M A Applied Economics Examinations 2020-21
9	2020-21	ANJANA P	Third Rank in Kannur University M A Applied Economics Examinations 2020-21
10	2021-22	ATHIRA MATHEW	First Rank in Kannur University M A Applied Economics Examinations 2021-22
11	2021-22	MANASA RAJU	Second Rank in Kannur University M A Applied Economics Examinations 2021-22
12	2021-22	SREDHA THAMBAN NAIR	Third Rank in Kannur University M A Applied Economics Examinations 2021-22
13	2022-23	HASEENA M P T	First Rank in Kannur University M A Applied Economics Examinations 2022-23
14	2022-23	JESFINA JAMES	Second Rank in Kannur University M A Applied Economics Examinations 2022-23
15	2022-23	ARFANA ASHRAF	Third Rank in Kannur University M A Applied Economics Examinations 2022-23
16	2022-23	ANJANA RAJAN	First Rank in Kannur University BA Hindi Examinations 2022-23
17	2022-23	RAVEENA CHANDRAN	Third Rank in Kannur University BA Functional English Examinations 2022-23

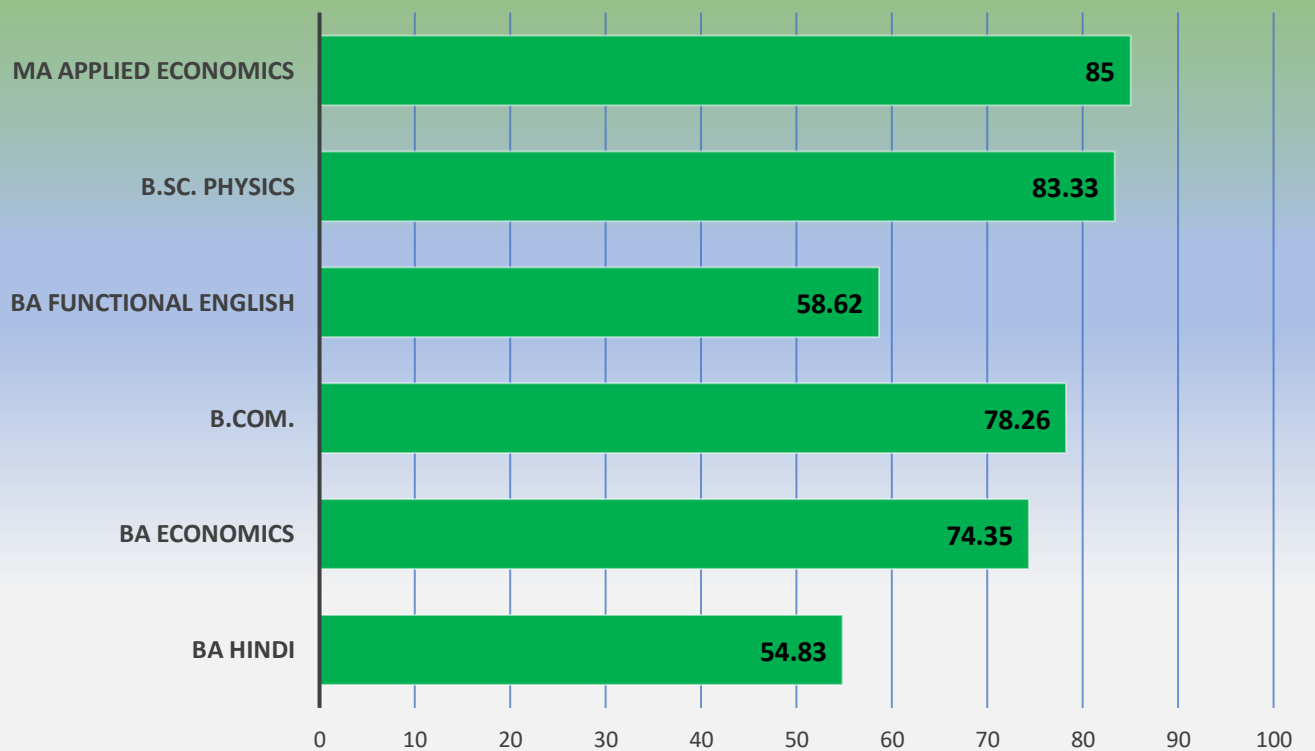
Overview of Pass Percentage in different programmes from the academic year 2018-2019 to 2022-2023

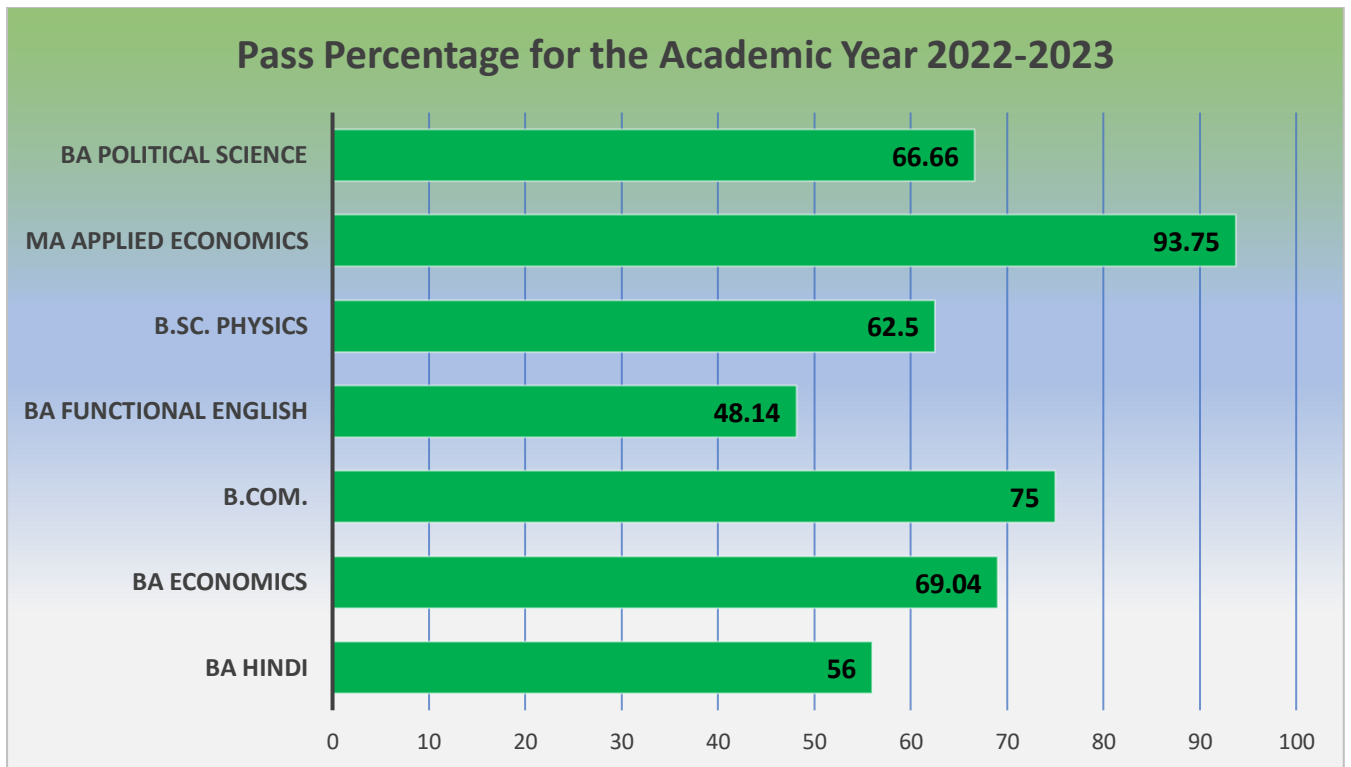


Pass Percentage for the Academic Year 2020-2021

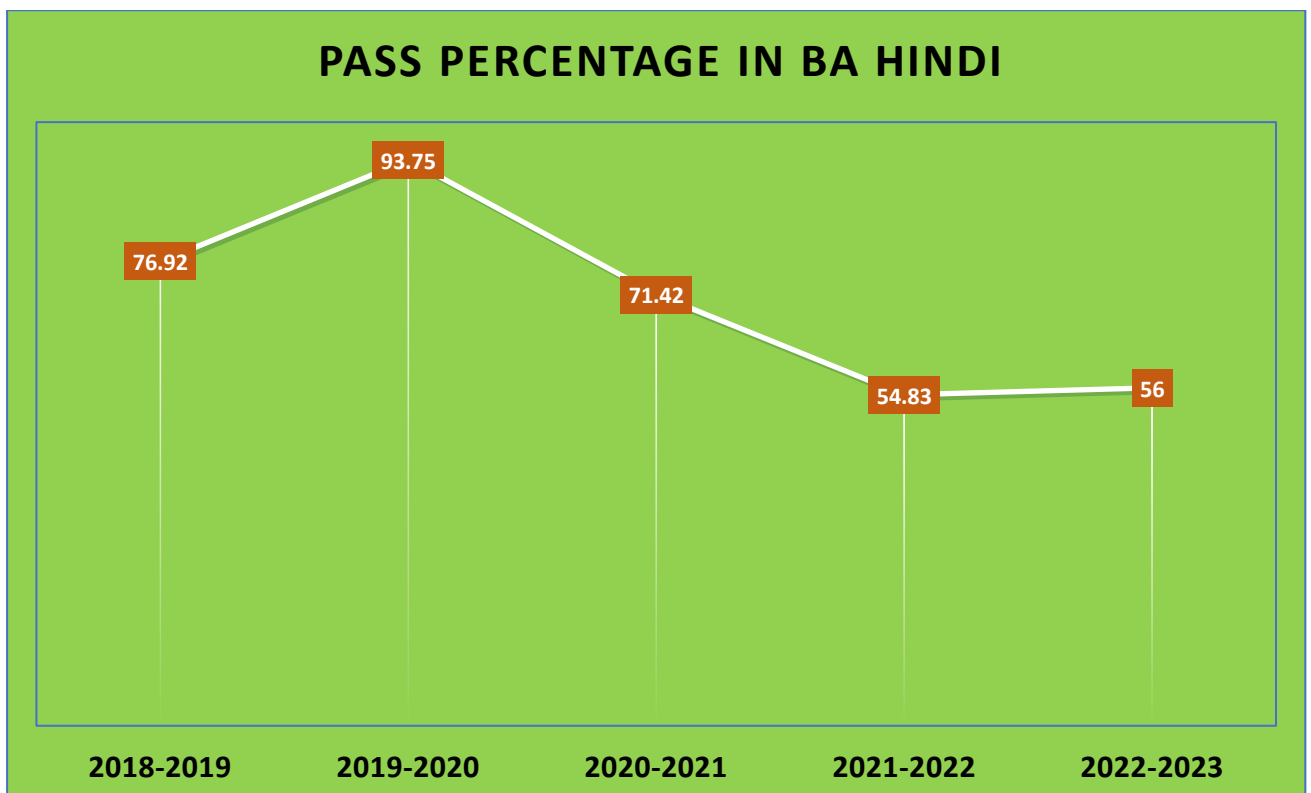


Pass Percentage for the Academic Year 2021-2022

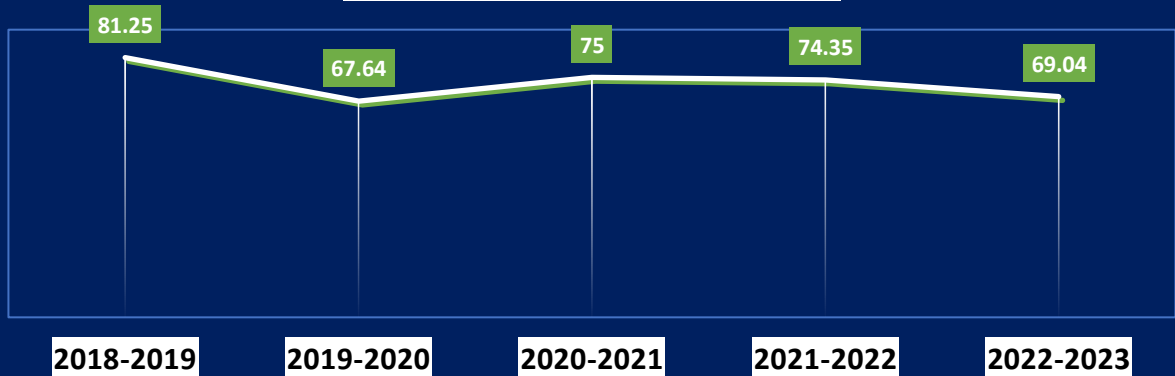




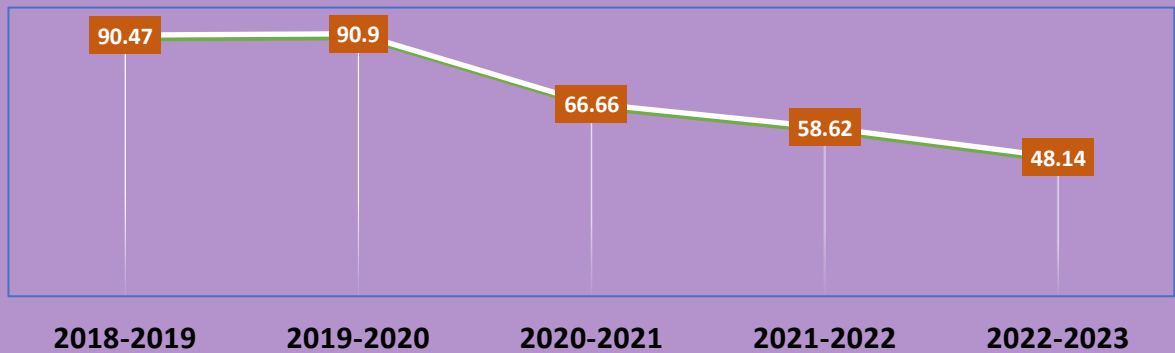
**Overview of Programme wise Pass Percentage
from the academic year 2018-2019 to 2022-2023**



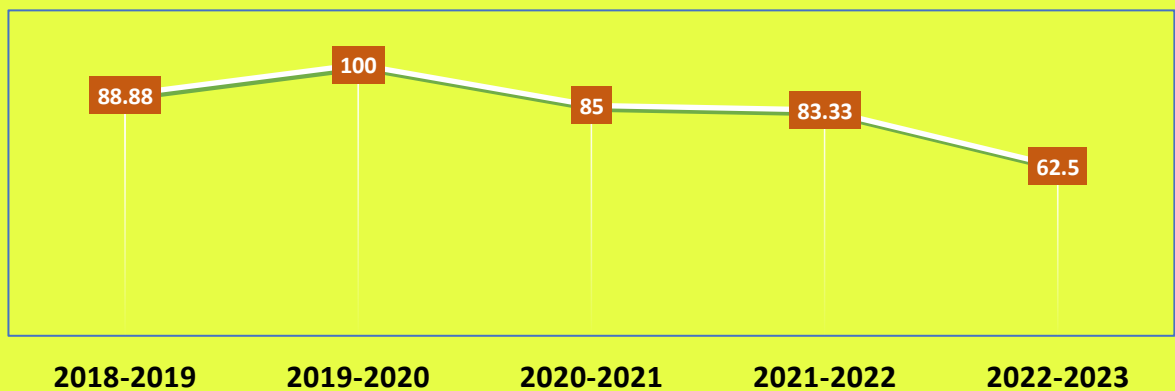
PASS PERCENTAGE IN BA ECONOMICS



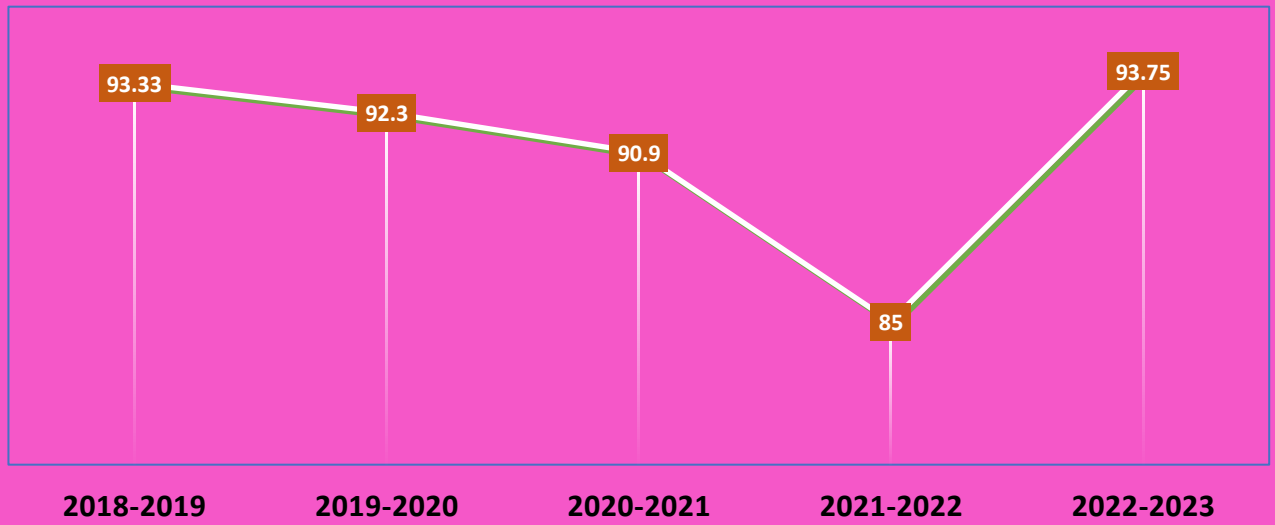
PASS PERCENTAGE IN BA FUNCTIONAL ENGLISH



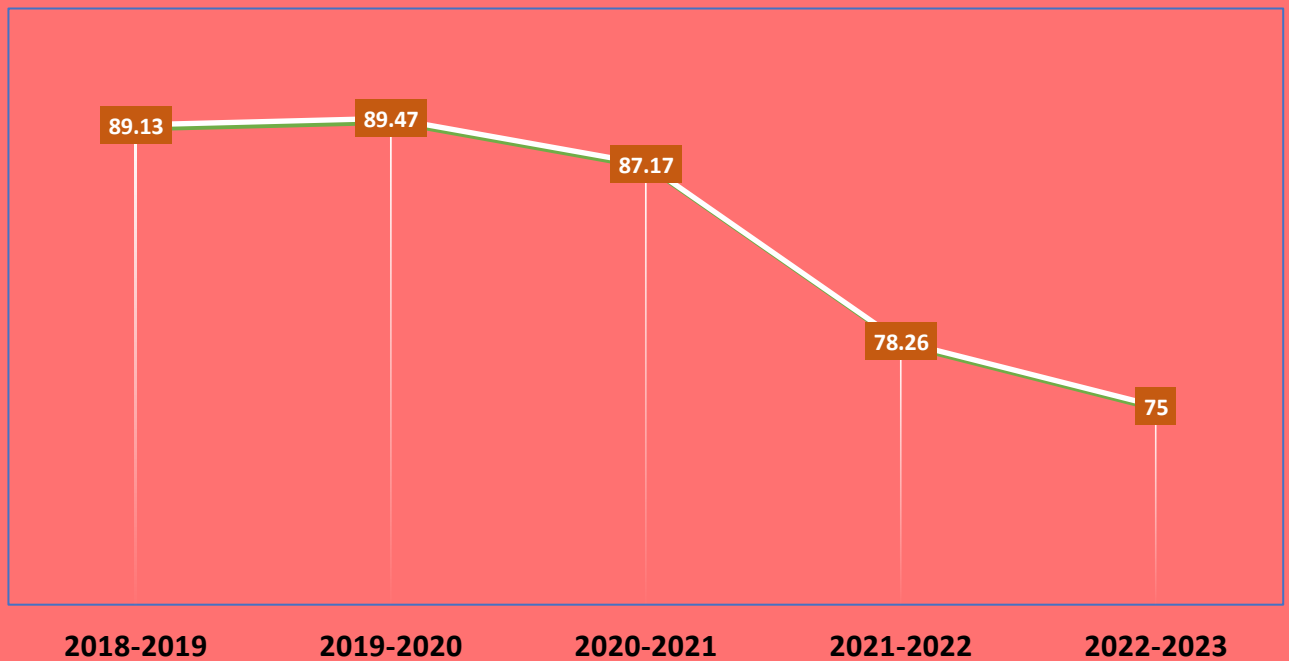
PASS PERCENTAGE IN B.SC. PHYSICS



PASS PERCENTAGE IN MA APPLIED ECONOMICS



PASS PERCENTAGE IN B.COM.



**E. K. NAYANAR MEMORIAL GOVERNMENT
COLLEGE, ELERITHATTU**

**RESULT ANALYSIS FOR THE
ACADEMIC YEAR 2018-2019
(2016-2019 BATCH OF STUDENTS)**

Name of the Department: HINDI

Name of Programme: B A Hindi

SUMMARY OF OVERALL RESULT

Total No of Students Appeared in the Final Year Examination: 26

Total No of Students Passed in the Final Year Examination: 20

Overall Pass Percentage: 76.92

Percentage of Students with 60% or Above Marks: 100

Percentage of Students with 80% or Above Marks: 9

Percentage of Students with 90% or Above Marks: NIL

ANALYSIS OF RESULTS WITH RESPECT TO GENDER, AND SOCIAL CATEGORY

Number of Students Appeared			Number of Students Appeared				
Male	Female	Total	General	SC	ST	SEBC	Total
2	24	26	2	0	5	19	26
Number of students Passed			Number of Students Passed				
Male	Female	Total	General	SC	ST	SEBC	Total
1	19	20	2	0	3	15	20

Department: PG Department of Economics

Name of Programme: BA Economics

SUMMARY OF OVERALL RESULT

Total No of Students Appeared in the Final Year Examination: 32

Total No of Students Passed in the Final Year Examination: 26

Overall Pass Percentage: 81.25

Percentage of Students with 60% or Above Marks:100

Percentage of Students with 80% or Above Marks:10

Percentage of Students with 90% or Above Marks: Nil

ANALYSIS OF RESULTS WITH RESPECT TO GENDER, AND SOCIAL CATEGORY

Number of Students Appeared			Number of Students Appeared				
Male	Female	Total	General	SC	ST	SEBC	Total
5	27	32	11	1	2	18	32
Number of students Passed			Number of Students Passed				
Male	Female	Total	General	SC	ST	SEBC	Total
4	22	26	10	0	0	16	26

Department: Commerce

Name of Programme: B.com.

SUMMARY OF OVERALL RESULT

Total No of Students Appeared in the Final Year Examination: 46

Total No of Students Passed in the Final Year Examination: 41

Overall Pass Percentage: 89.13

Percentage of Students with 60% or Above Marks:89.13

Percentage of Students with 80% or Above Marks:12.12

Percentage of Students with 90% or Above Marks: Nil

ANALYSIS OF RESULTS WITH RESPECT TO GENDER, AND SOCIAL CATEGORY

Number of Students Appeared			Number of Students Appeared				
Male	Female	Total	General	SC	ST	SEBC	Total
23	23	46	19	6	4	17	46
Number of students Passed			Number of Students Passed				
Male	Female	Total	General	SC	ST	SEBC	Total
20	21	41	18	5	3	15	41

Department: FUNCTIONAL ENGLISH

Name of Programme: B A FUNCTIONAL ENGLISH

SUMMARY OF OVERALL RESULT

Total No of Students Appeared in the Final Year Examination: 21

Total No of Students Passed in the Final Year Examination: 19

Overall Pass Percentage: 90.47

Percentage of Students with 60% or Above Marks: 93.33

Percentage of Students with 80% or Above Marks: 6.67

Percentage of Students with 90% or Above Marks: NIL

ANALYSIS OF RESULTS WITH RESPECT TO GENDER, AND SOCIAL CATEGORY

Number of Students Appeared			Number of Students Appeared				
Male	Female	Total	General	SC	ST	SEBC	Total
4	17	21	5	0	0	16	21
Number of students Passed			Number of Students Passed				
Male	Female	Total	General	SC	ST	SEBC	Total
3	16	19	4	0	0	15	19

Department: Physics

Name of Programme: BSc Physics

SUMMARY OF OVERALL RESULT

Total No of Students Appeared in the Final Year Examination: 18

Total No of Students Passed in the Final Year Examination: 16

Overall Pass Percentage: 88.88%

Percentage of Students with 60% or Above Marks:83.33%

Percentage of Students with 80% or Above Marks:11.11%

Percentage of Students with 90% or Above Marks:0

ANALYSIS OF RESULTS WITH RESPECT TO GENDER, AND SOCIAL CATEGORY

Number of Students Appeared			Number of Students Appeared				
Male	Female	Total	General	SC	ST	SEBC	Total
7	11	18	9	0	0	9	18
Number of students Passed			Number of Students Passed				
Male	Female	Total	General	SC	ST	SEBC	Total
6	10	16	8	0	0	8	16

Department: P G Department of Economics

Name of Programme: MA Applied Economics

SUMMARY OF OVERALL RESULT

Total No of Students Appeared in the Final Year Examination: 15

Total No of Students Passed in the Final Year Examination: 14

Overall Pass Percentage: 93.33

Percentage of Students with 60% or Above Marks:93.33

Percentage of Students with 80% or Above Marks :Nil

Percentage of Students with 90% or Above Marks :Nil

ANALYSIS OF RESULTS WITH RESPECT TO GENDER, AND SOCIAL CATEGORY

Number of Students Appeared			Number of Students Appeared				
Male	Female	Total	General	SC	ST	SEBC	Total
1	14	15	4	0	0	11	15
Number of students Passed			Number of Students Passed				
Male	Female	Total	General	SC	ST	SEBC	Total
1	13	14	3	0	0	11	14

**E. K. NAYANAR MEMORIAL
GOVERNMENT COLLEGE, ELERITHATTU
RESULT ANALYSIS FOR THE
ACADEMIC YEAR 2019-2020
(2017-2020 BATCH OF STUDENTS)**

Department: HINDI

Name of Programme: B A HINDI

SUMMARY OF OVERALL RESULT

Total No of Students Appeared in the Final Year Examination: 32

Total No of Students Passed in the Final Year Examination: 30

Overall Pass Percentage: 93.75

Percentage of Students with 60% or Above Marks: 93.75

Percentage of Students with 80% or Above Marks: 12.23

Percentage of Students with 90% or Above Marks: NIL

ANALYSIS OF RESULTS WITH RESPECT TO GENDER, AND SOCIAL CATEGORY

Number of Students Appeared			Number of Students Appeared				
Male	Female	Total	General	SC	ST	SEBC	Total
2	30	32	7	0	4	21	32
Number of students Passed			Number of Students Passed				
Male	Female	Total	General	SC	ST	SEBC	Total
1	29	30	7	0	3	20	30

Department: PG Department of Economics

Name of Programme: BA Economics

SUMMARY OF OVERALL RESULT

Total No of Students Appeared in the Final Year Examination: 34

Total No of Students Passed in the Final Year Examination: 23

Overall Pass Percentage: 67.64

Percentage of Students with 60% or Above Marks:67.64

Percentage of Students with 80% or Above Marks:10

Percentage of Students with 90% or Above Marks: Nil

ANALYSIS OF RESULTS WITH RESPECT TO GENDER, AND SOCIAL CATEGORY

Number of Students Appeared			Number of Students Appeared				
Male	Female	Total	General	SC	ST	SEBC	Total
7	27	34	8	1	2	23	34
Number of students Passed			Number of Students Passed				
Male	Female	Total	General	SC	ST	SEBC	Total
7	16	23	7	0	1	15	23

Department: Commerce

Name of Programme: B.com.

SUMMARY OF OVERALL RESULT

Total No of Students Appeared in the Final Year Examination: 38

Total No of Students Passed in the Final Year Examination: 34

Overall Pass Percentage: 89.47

Percentage of Students with 60% or Above Marks:89.47

Percentage of Students with 80% or Above Marks:43.33

Percentage of Students with 90% or Above Marks: Nil

ANALYSIS OF RESULTS WITH RESPECT TO GENDER, AND SOCIAL CATEGORY

Number of Students Appeared			Number of Students Appeared				
Male	Female	Total	General	SC	ST	SEBC	Total
12	26	38	14	3	3	18	38
Number of students Passed			Number of Students Passed				
Male	Female	Total	General	SC	ST	SEBC	Total
10	24	34	12	1	2	19	34

Department: FUNCTIONAL ENGLISH

Name of Programme: B A FUNCTIONAL ENGLISH

SUMMARY OF OVERALL RESULT

Total No of Students Appeared in the Final Year Examination: 22

Total No of Students Passed in the Final Year Examination: 20

Overall Pass Percentage: 90.90

Percentage of Students with 60% or Above Marks: 90.90

Percentage of Students with 80% or Above Marks: NIL

Percentage of Students with 90% or Above Marks: NIL

ANALYSIS OF RESULTS WITH RESPECT TO GENDER, AND SOCIAL CATEGORY

Number of Students Appeared			Number of Students Appeared				
Male	Female	Total	General	SC	ST	SEBC	Total
3	19	22	4	2	1	15	22
Number of students Passed			Number of Students Passed				
Male	Female	Total	General	SC	ST	SEBC	Total
3	17	20	4	1	1	14	20

Department: Physics

Name of Programme: BSc Physics

SUMMARY OF OVERALL RESULT

Total No of Students Appeared in the Final Year Examination: 23

Total No of Students Passed in the Final Year Examination: 23

Overall Pass Percentage: 100%

Percentage of Students with 60% or Above Marks:100%

Percentage of Students with 80% or Above Marks:21.74%

Percentage of Students with 90% or Above Marks:0%

ANALYSIS OF RESULTS WITH RESPECT TO GENDER, AND SOCIAL CATEGORY

Number of Students Appeared			Number of Students Appeared				
Male	Female	Total	General	SC	ST	SEBC	Total
7	16	23	7	0	0	16	23
Number of students Passed			Number of Students Passed				
Male	Female	Total	General	SC	ST	SEBC	Total
7	16	23	7	0	0	16	23

Department: P G Department of Economics

Name of Programme: MA Applied Economics

SUMMARY OF OVERALL RESULT

Total No of Students Appeared in the Final Year Examination: 13

Total No of Students Passed in the Final Year Examination: 12

Overall Pass Percentage: 92.3

Percentage of Students with 60% or Above Marks:92.3

Percentage of Students with 80% or Above Marks: Nil

Percentage of Students with 90% or Above Marks: Nil

ANALYSIS OF RESULTS WITH RESPECT TO GENDER, AND SOCIAL CATEGORY

Number of Students Appeared			Number of Students Appeared				
Male	Female	Total	General	SC	ST	SEBC	Total
0	13	13	1	0	1	11	13
Number of students Passed			Number of Students Passed				
Male	Female	Total	General	SC	ST	SEBC	Total
0	12	12	1	0	0	11	12

**E. K. NAYANAR MEMORIAL
GOVERNMENT COLLEGE, ELERITHATTU**

**RESULT ANALYSIS FOR THE
ACADEMIC YEAR 2020-2021
(2018-2021 BATCH OF STUDENTS)**

Department: HINDI

Name of Programme: B A HINDI

SUMMARY OF OVERALL RESULT

Total No of Students Appeared in the Final Year Examination: 28

Total No of Students Passed in the Final Year Examination: 20

Overall Pass Percentage: 71.42

Percentage of Students with 60% or Above Marks: 71.42

Percentage of Students with 80% or Above Marks: 44.44

Percentage of Students with 90% or Above Marks: NIL

ANALYSIS OF RESULTS WITH RESPECT TO GENDER, AND SOCIAL CATEGORY

Number of Students Appeared			Number of Students Appeared				
Male	Female	Total	General	SC	ST	SEBC	Total
11	17	28	6	3	2	17	28
Number of students Passed			Number of Students Passed				
Male	Female	Total	General	SC	ST	SEBC	Total
4	16	20	5	1	0	14	20

Department: PG Department of Economics

Name of Programme: BA Economics

SUMMARY OF OVERALL RESULT

Total No of Students Appeared in the Final Year Examination: 36

Total No of Students Passed in the Final Year Examination: 27

Overall Pass Percentage: 75

Percentage of Students with 60% or Above Marks:75

Percentage of Students with 80% or Above Marks:20

Percentage of Students with 90% or Above Marks: Nil

ANALYSIS OF RESULTS WITH RESPECT TO GENDER, AND SOCIAL CATEGORY

Number of Students Appeared			Number of Students Appeared				
Male	Female	Total	General	SC	ST	SEBC	Total
10	26	36	9	3	3	21	36
Number of students Passed			Number of Students Passed				
Male	Female	Total	General	SC	ST	SEBC	Total
7	20	27	7	1	1	18	27

Department: Commerce

Name of Programme: B.Com.

SUMMARY OF OVERALL RESULT

Total No of Students Appeared in the Final Year Examination: 39

Total No of Students Passed in the Final Year Examination: 34

Overall Pass Percentage: 87.17

Percentage of Students with 60% or Above Marks:87.17

Percentage of Students with 80% or Above Marks:17.24

Percentage of Students with 90% or Above Marks: Nil

ANALYSIS OF RESULTS WITH RESPECT TO GENDER, AND SOCIAL CATEGORY

Number of Students Appeared			Number of Students Appeared				
Male	Female	Total	General	SC	ST	SEBC	Total
14	25	39	9	5	6	19	39
Number of students Passed			Number of Students Passed				
Male	Female	Total	General	SC	ST	SEBC	Total
11	23	34	8	4	5	17	34

Department: FUNCTIONAL ENGLISH

Name of Programme: B A Functional English

SUMMARY OF OVERALL RESULT

Total No of Students Appeared in the Final Year Examination: 21

Total No of Students Passed in the Final Year Examination: 14

Overall Pass Percentage: 66.66

Percentage of Students with 60% or Above Marks: 66.66

Percentage of Students with 80% or Above Marks: 22.22

Percentage of Students with 90% or Above Marks: NIL

ANALYSIS OF RESULTS WITH RESPECT TO GENDER, AND SOCIAL CATEGORY

Number of Students Appeared			Number of Students Appeared				
Male	Female	Total	General	SC	ST	SEBC	Total
9	12	21	4	0	3	14	21
Number of students Passed			Number of Students Passed				
Male	Female	Total	General	SC	ST	SEBC	Total
5	9	14	4	0	1	9	14

Department: Physics

Name of Programme: BSc Physics

SUMMARY OF OVERALL RESULT

Total No of Students Appeared in the Final Year Examination: 20

Total No of Students Passed in the Final Year Examination: 17

Overall Pass Percentage: 85%

Percentage of Students with 60% or Above Marks:85%

Percentage of Students with 80% or Above Marks:25%

Percentage of Students with 90% or Above Marks:0%

ANALYSIS OF RESULTS WITH RESPECT TO GENDER, AND SOCIAL CATEGORY

Number of Students Appeared			Number of Students Appeared				
Male	Female	Total	General	SC	ST	SEBC	Total
11	9	20	6	0	1	13	20
Number of students Passed			Number of Students Passed				
Male	Female	Total	General	SC	ST	SEBC	Total
8	9	17	6	0	1	10	17

Department: P G Department of Economics

Name of Programme: MA Applied Economics

SUMMARY OF OVERALL RESULT

Total No of Students Appeared in the Final Year Examination: 11

Total No of Students Passed in the Final Year Examination: 10

Overall Pass Percentage: 90.9

Percentage of Students with 60% or Above Marks:90.9

Percentage of Students with 80% or Above Marks:30

Percentage of Students with 90% or Above Marks: Nil

ANALYSIS OF RESULTS WITH RESPECT TO GENDER, AND SOCIAL CATEGORY

Number of Students Appeared			Number of Students Appeared				
Male	Female	Total	General	SC	ST	SEBC	Total
2	9	11	3	0	2	6	11
Number of students Passed			Number of Students Passed				
Male	Female	Total	General	SC	ST	SEBC	Total
2	8	10	3	0	1	6	10

**E. K. NAYANAR MEMORIAL
GOVERNMENT COLLEGE, ELERITHATTU
RESULT ANALYSIS FOR THE
ACADEMIC YEAR 2021-2022
(2019-2022 BATCH OF STUDENTS)**

Department: HINDI

Name of Programme: B A HINDI

SUMMARY OF OVERALL RESULT

Total No of Students Appeared in the Final Year Examination: 31

Total No of Students Passed in the Final Year Examination: 17

Overall Pass Percentage:54.83

Percentage of Students with 60% or Above Marks: 92.86

Percentage of Students with 80% or Above Marks: 14.29

Percentage of Students with 90% or Above Marks: NIL

ANALYSIS OF RESULTS WITH RESPECT TO GENDER, AND SOCIAL CATEGORY

Number of Students Appeared			Number of Students Appeared				
Male	Female	Total	General	SC	ST	SEBC	Total
5	26	31	10	1	6	14	31
Number of students Passed			Number of Students Passed				
Male	Female	Total	General	SC	ST	SEBC	Total
3	14	17	7	0	3	7	17

Department: PG Department of Economics

Name of Programme: BA Economics

SUMMARY OF OVERALL RESULT

Total No of Students Appeared in the Final Year Examination: 39

Total No of Students Passed in the Final Year Examination: 29

Overall Pass Percentage: 74.35

Percentage of Students with 60% or Above Marks:74.35

Percentage of Students with 80% or Above Marks:5.5

Percentage of Students with 90% or Above Marks: Nil

ANALYSIS OF RESULTS WITH RESPECT TO GENDER, AND SOCIAL CATEGORY

Number of Students Appeared			Number of Students Appeared				
Male	Female	Total	General	SC	ST	SEBC	Total
5	34	39	14	2	4	19	39
Number of students Passed			Number of Students Passed				
Male	Female	Total	General	SC	ST	SEBC	Total
3	26	29	9	1	3	16	29

Department: commerce

Name of Programme: B. Com.

SUMMARY OF OVERALL RESULT

Total No of Students Appeared in the Final Year Examination: 46

Total No of Students Passed in the Final Year Examination: 36

Overall Pass Percentage: 78.26

Percentage of Students with 60% or Above Marks:78.26

Percentage of Students with 80% or Above Marks:12.75

Percentage of Students with 90% or Above Marks: Nil

ANALYSIS OF RESULTS WITH RESPECT TO GENDER, AND SOCIAL CATEGORY

Number of Students Appeared			Number of Students Appeared				
Male	Female	Total	General	SC	ST	SEBC	Total
15	31	46	13	7	2	24	46
Number of students Passed			Number of Students Passed				
Male	Female	Total	General	SC	ST	SEBC	Total
13	23	36	12	4	0	20	36

Department: Functional English

Name of Programme: B A Functional English

SUMMARY OF OVERALL RESULT							
<i>Total No of Students Appeared in the Final Year Examination: 29</i>							
<i>Total No of Students Passed in the Final Year Examination: 17</i>							
<i>Overall Pass Percentage: 58.62</i>							
<i>Percentage of Students with 60% or Above Marks: 58.62</i>							
<i>Percentage of Students with 80% or Above Marks: NIL</i>							
<i>Percentage of Students with 90% or Above Marks: NIL</i>							
<i>ANALYSIS OF RESULTS WITH RESPECT TO GENDER, AND SOCIAL CATEGORY</i>							
Number of Students Appeared			Number of Students Appeared				
Male	Female	Total	General	SC	ST	SEBC	Total
12	17	29	6	4	3	16	29
Number of students Passed			Number of Students Passed				
Male	Female	Total	General	SC	ST	SEBC	Total
5	12	17	5	1	1	10	17

Department: Physics

Name of Programme: BSc Physics

SUMMARY OF OVERALL RESULT							
<i>Total No of Students Appeared in the Final Year Examination: 18</i>							
<i>Total No of Students Passed in the Final Year Examination: 15</i>							
<i>Overall Pass Percentage: 83.33%</i>							
<i>Percentage of Students with 60% or Above Marks:50</i>							
<i>Percentage of Students with 80% or Above Marks:16.66</i>							
<i>Percentage of Students with 90% or Above Marks:0</i>							
<i>ANALYSIS OF RESULTS WITH RESPECT TO GENDER, AND SOCIAL CATEGORY</i>							
Number of Students Appeared			Number of Students Appeared				
Male	Female	Total	General	SC	ST	SEBC	Total
5	13	18	6	0	0	12	18
Number of students Passed			Number of Students Passed				
Male	Female	Total	General	SC	ST	SEBC	Total
3	12	15	4	0	0	11	15

Department: P G Department of Economics

Name of Programme: MA Applied Economics

SUMMARY OF OVERALL RESULT

Total No of Students Appeared in the Final Year Examination: 20

Total No of Students Passed in the Final Year Examination: 17

Overall Pass Percentage: 85

Percentage of Students with 60% or Above Marks:85

Percentage of Students with 80% or Above Marks:31.25

Percentage of Students with 90% or Above Marks: Nil

ANALYSIS OF RESULTS WITH RESPECT TO GENDER, AND SOCIAL CATEGORY

Number of Students Appeared			Number of Students Appeared				
Male	Female	Total	General	SC	ST	SEBC	Total
0	20	20	8	0	1	11	20
Number of students Passed			Number of Students Passed				
Male	Female	Total	General	SC	ST	SEBC	Total
0	17	17	7	0	0	10	17

**E. K. NAYANAR MEMORIAL
GOVERNMENT COLLEGE, ELERITHATTU
RESULT ANALYSIS FOR THE
ACADEMIC YEAR 2022-2023
(2020-2023 BATCH OF STUDENTS)**

Department: HINDI

Name of Programme: B A Hindi

SUMMARY OF OVERALL RESULT

Total No of Students Appeared in the Final Year Examination: 25

Total No of Students Passed in the Final Year Examination: 14

Overall Pass Percentage: 56

Percentage of Students with 60% or Above Marks: 56

Percentage of Students with 80% or Above Marks: 30.77

Percentage of Students with 90% or Above Marks: 7.69

ANALYSIS OF RESULTS WITH RESPECT TO GENDER, AND SOCIAL CATEGORY

Number of Students Appeared			Number of Students Appeared				
Male	Female	Total	General	SC	ST	SEBC	Total
0	25	25	9	1	5	10	25
Number of students Passed			Number of Students Passed				
Male	Female	Total	General	SC	ST	SEBC	Total
0	14	14	6	0	1	7	14

Department: PG Department of Economics

Name of Programme: BA Economics

SUMMARY OF OVERALL RESULT

Total No of Students Appeared in the Final Year Examination: 42

Total No of Students Passed in the Final Year Examination: 29

Overall Pass Percentage: 69.04

Percentage of Students with 60% or Above Marks:69.04

Percentage of Students with 80% or Above Marks:14.81

Percentage of Students with 90% or Above Marks: Nil

ANALYSIS OF RESULTS WITH RESPECT TO GENDER, AND SOCIAL CATEGORY

Number of Students Appeared			Number of Students Appeared				
Male	Female	Total	General	SC	ST	SEBC	Total
11	31	42	18	1	3	20	42
Number of students Passed			Number of Students Passed				
Male	Female	Total	General	SC	ST	SEBC	Total
4	25	29	12	1	1	15	29

Department: Commerce

Name of Programme: B.Com.

SUMMARY OF OVERALL RESULT

Total No of Students Appeared in the Final Year Examination: 52

Total No of Students Passed in the Final Year Examination: 39

Overall Pass Percentage: 75

Percentage of Students with 60% or Above Marks:65

Percentage of Students with 80% or Above Marks:32.5

Percentage of Students with 90% or Above Marks:2.5

ANALYSIS OF RESULTS WITH RESPECT TO GENDER, AND SOCIAL CATEGORY

Number of Students Appeared			Number of Students Appeared				
Male	Female	Total	General	SC	ST	SEBC	Total
21	31	52	14	8	4	26	52
Number of students Passed			Number of Students Passed				
Male	Female	Total	General	SC	ST	SEBC	Total
14	25	39	13	2	2	22	39

Department: FUNCTIONAL ENGLISH

Name of Programme: B A Functional English

SUMMARY OF OVERALL RESULT							
Total No of Students Appeared in the Final Year Examination: 27							
Total No of Students Passed in the Final Year Examination: 13							
Overall Pass Percentage: 48.15							
Percentage of Students with 60% or Above Marks: 48.15							
Percentage of Students with 80% or Above Marks: 23.07							
Percentage of Students with 90% or Above Marks: NIL							
ANALYSIS OF RESULTS WITH RESPECT TO GENDER, AND SOCIAL CATEGORY							
Number of Students Appeared			Number of Students Appeared				
Male	Female	Total	General	SC	ST	SEBC	Total
8	19	27	11	2	0	14	27
Number of students Passed			Number of Students Passed				
Male	Female	Total	General	SC	ST	SEBC	Total
1	12	13	8	0	0	5	13

Department: Physics

Name of Programme: BSc Physics

SUMMARY OF OVERALL RESULT							
Total No of Students Appeared in the Final Year Examination: 16							
Total No of Students Passed in the Final Year Examination: 10							
Overall Pass Percentage: 62.50%							
Percentage of Students with 60% or Above Marks:62.50							
Percentage of Students with 80% or Above Marks:10							
Percentage of Students with 90% or Above Marks:0							
ANALYSIS OF RESULTS WITH RESPECT TO GENDER, AND SOCIAL CATEGORY							
Number of Students Appeared			Number of Students Appeared				
Male	Female	Total	General	SC	ST	SEBC	Total
4	12	16	8	0	0	8	16
Number of students Passed			Number of Students Passed				
Male	Female	Total	General	SC	ST	SEBC	Total
2	8	10	3	0	0	7	10

Department: P G Department of Economics
Name of Programme: MA Applied Economics

SUMMARY OF OVERALL RESULT							
Total No of Students Appeared in the Final Year Examination: 16							
Total No of Students Passed in the Final Year Examination: 15							
Overall Pass Percentage: 93.75							
Percentage of Students with 60% or Above Marks: 93.75							
Percentage of Students with 80% or Above Marks: 7.14							
Percentage of Students with 90% or Above Marks: Nil							
ANALYSIS OF RESULTS WITH RESPECT TO GENDER, AND SOCIAL CATEGORY							
Number of Students Appeared			Number of Students Appeared				
Male	Female	Total	General	SC	ST	SEBC	Total
1	15	16	2	0	1	13	16
Number of students Passed			Number of Students Passed				
Male	Female	Total	General	SC	ST	SEBC	Total
1	13	14	1	0	1	12	14

Department: Political Science
Name of Programme: BA Political Science

SUMMARY OF OVERALL RESULT							
Total No of Students Appeared in the Final Year Examination: 39							
Total No of Students Passed in the Final Year Examination: 26							
Overall Pass Percentage: 66.66							
Percentage of Students with 60% or Above Marks: 66.66							
Percentage of Students with 80% or Above Marks: 7.69							
Percentage of Students with 90% or Above Marks: 0							
ANALYSIS OF RESULTS WITH RESPECT TO GENDER, AND SOCIAL CATEGORY							
Number of Students Appeared			Number of Students Appeared				
Male	Female	Total	General	SC	ST	SEBC	Total
9	30	39	13	3	5	18	39
Number of students Passed			Number of Students Passed				
Male	Female	Total	General	SC	ST	SEBC	Total
5	21	26	10	1	2	13	26