



EKNM GOVERNMENT COLLEGE ELERITHATTU
(Established in 1981, Affiliated to Kannur University)

Accredited by NAAC with 'B' Grade

Elerithattu(PO), Nileshwar (Via), Kasaragod (Dist.), Kerala-671314, Ph: 04672245833, 9188900213
e-mail: eknmgovtcollege@yahoo.com , Web: <http://www.eknmgc.ac.in>

DOCUMENTARY EVIDENCE FOR

1.4.1. Institution obtains feedback on the academic performance and ambiance of the institution from various stakeholder, such as Students, Teachers, Employers, Alumni etc. and action taken report on the feedback is made.

FEEDBACK FROM STAKEHOLDERS- 2021-2022





E.K. NAYANAR MEMORIAL COLLEGE ELERITHATTU

Nileswar, Kasaragod - 671314

NAAC Cycle 1 Accredited with Grade B

<https://www.eknmgc.ac.in>

eknmgovtcollege@yahoo.com

CURRICULUM FEEDBACK FROM **THE STAKEHOLDERS**

INTERNAL QUALITY ASSURANCE CELL (IQAC)

E.K. NAYANAR MEMORIAL GOVT. COLLEGE, ELERITHATTU

TEACHERS FEEDBACK ON SYLLABUS

2021-22

Sl. No	Particulars	Mean	Standard Deviation
1	Relevance of syllabus to the course	3.823	0.435
2	Load based syllabus	3.882	0.501
3	Employability of curriculum	3.735	0.504
4	Learned from Curriculum	3.824	0.497
5	Time bound responsibility of	3.747	1.300
6	Freedom to do any revision	4.208	0.928
7	Availability of subject matter of prescribed books in the library	3.824	1.207
8	Feedback from students	4.235	0.254
9	Teacher friendly administration	3.823	0.928
10	Excellent learning atmosphere in the college	4.235	0.254
11	Overall opinion	3.823	0.928



IQAC

EKNM Government College, Elerithattu

NAAC Accredited at B

mail: eknmeleri@gmail.com

ANALYSIS OF FEEDBACK

A good feedback system in a college from its stakeholders plays a significant role in improving academic standards of students as well as performance of teachers. The college has an effective system for collecting and analyzing the feedback of students, parents and alumni regarding teaching, learning process other facilities including the infrastructure. After analyzing the feedback, feedback reports are prepared. Based on the feedback reports, the college takes adequate measures to correct the limitations

Teachers' Feedback on Syllabus

Teachers' opinion on various statements are measured in a five-point scale (Strongly disagree 1, Disagree -2, Neither agree nor disagree-3, Agree 4, Strongly agree- 5). All the 25 teachers are participated in the survey. The data collected has been analyzed and the results described below.

Sl. No	Particulars	Mean	Standard Deviation
1	Suitable syllabus to the course	3.853	0.436
2	Need based syllabus	3.882	0.591
3	Employability of curriculum	3.735	0.994
4	Learner centric Curriculum	3.824	0.797
5	Time bound manageability of the syllabus	3.147	1.306
6	Freedom to adopt new techniques of teaching.	4.206	0.978
7	Availability of sufficient numbers of prescribed books in the library.	3.824	1.267
8	Facilities like class rooms, toilet, auditorium, internet/ photo etc.	4.235	0.554
9	teacher friendly administration	3.853	0.958
10	Excellent learning atmosphere in the college.	4.235	0.821
	Overall opinion	3.879	0.8702

The analysis shows that teachers opinion regarding various statements stated above is very satisfactory. The mean scores these components are above 3.5 except the component "Time bound manageability of the syllabus" having mean 3.147 with standard deviation 1.306 which means teachers are satisfied on an average with this objective.

4. Learner centric Curriculum

Sl. No	Opinion	Frequency	Percent
1	Strongly Agree	4	20.6
2	Agree	15	44.1
3	Neutral	8	32.4
4	Disagree	1	2.9
5	Strongly disagree	0	0
	Total	28	100

44.1 % of teachers agreed that curriculum is learner centric. However, 32.4 % of teachers did not agree nor disagree to this question.

5. Time bound manageability of the syllabus

Sl. No	Opinion	Frequency	Percent
1	Strongly Agree	4	14.7
2	Agree	11	35.3
3	Neutral	3	11.8
4	Disagree	7	26.5
5	Strongly disagree	3	11.8
	Total	28	100

35.3 % of teachers agreed that there is time bound manageability of the syllabus. However 26.5 % of teachers disagreed to this question.

6. Freedom to adopt new techniques of teaching

Sl. No	Opinion	Frequency	Percent
1	Strongly Agree	16	50
2	Agree	9	29.4
3	Neutral	2	11.8
4	Disagree	1	8.8
5	Strongly disagree	0	0
	Total	28	100

50 % of teachers strongly agreed and 29.4% of teachers agreed that teachers have freedom to adopt new techniques of learning.

7. Availability of Sufficient numbers of prescribed books in the library

Sl. No	Opinion	Frequency	Percent
1	Strongly Agree	10	35.3
2	Agree	12	38.2
3	Neutral	2	8.8
4	Disagree	2	8.8
5	Strongly disagree	2	8.8
	Total	28	100

35.3 % of teachers strongly agreed and 38.2 % of teachers agreed that sufficient numbers of prescribed books are available in the library.

1. Suitable Syllabus to the course

Sl. No	Opinion	Frequency	Percent
1	Strongly Agree	0	0
2	Agree	23	88.2
3	Neutral	3	8.8
4	Disagree	2	2.9
5	Strongly disagree	0	0
	Total	28	100

88.2 % of teachers agreed that Syllabus is suitable to the course and they are satisfied with the present syllabus.

2. Need based Syllabus

Sl. No	Opinion	Frequency	Percent
1	Strongly Agree	2	5.9
2	Agree	22	82.4
3	Neutral	2	5.9
4	Disagree	2	5.9
5	Strongly disagree	0	0
	Total	28	100

82.4 % of teachers agreed that Syllabus is need based and they are satisfied with the present syllabus.

3. Employability of curriculum

Sl. No	Opinion	Frequency	Percent
1	Strongly Agree	4	17.6
2	Agree	19	55.9
3	Neutral	2	11.8
4	Disagree	2	11.8
5	Strongly disagree	1	2.9
	Total	28	100

55.9 % of teachers agreed and 17.6 % of teachers strongly agreed "Employability of curriculum"

INTERNAL QUALITY ASSURANCE CELL (IQAC)

E.K. NAYANAR MEMORIAL GOVT. COLLEGE, ELERITHATTU

FEEDBACK FROM STUDENTS

2021-22



IQAC

EKNM Government College, Elerithattu

NAAC Accredited at B

mail: eknmeleri@gmail.com

8. Excellent facilities like class rooms, toilet, auditorium, internet/ photo etc

Sl. No	Opinion	Frequency	Percent
1	Strongly Agree	8	29.4
2	Agree	18	64.7
3	Neutral	2	5.9
4	Disagree		0
5	Strongly disagree		0
	Total	28	100

Most of the of teachers agreed that the facilities like class rooms, toilet, auditorium, internet/ photo etc. are excellent.

9. Teacher friendly Administration

Sl. No	Opinion	Frequency	Percent
1	Strongly Agree	8	23.5
2	Agree	14	52.9
3	Neutral	2	8.8
4	Disagree	4	14.7
5	Strongly disagree		0
	Total	28	100

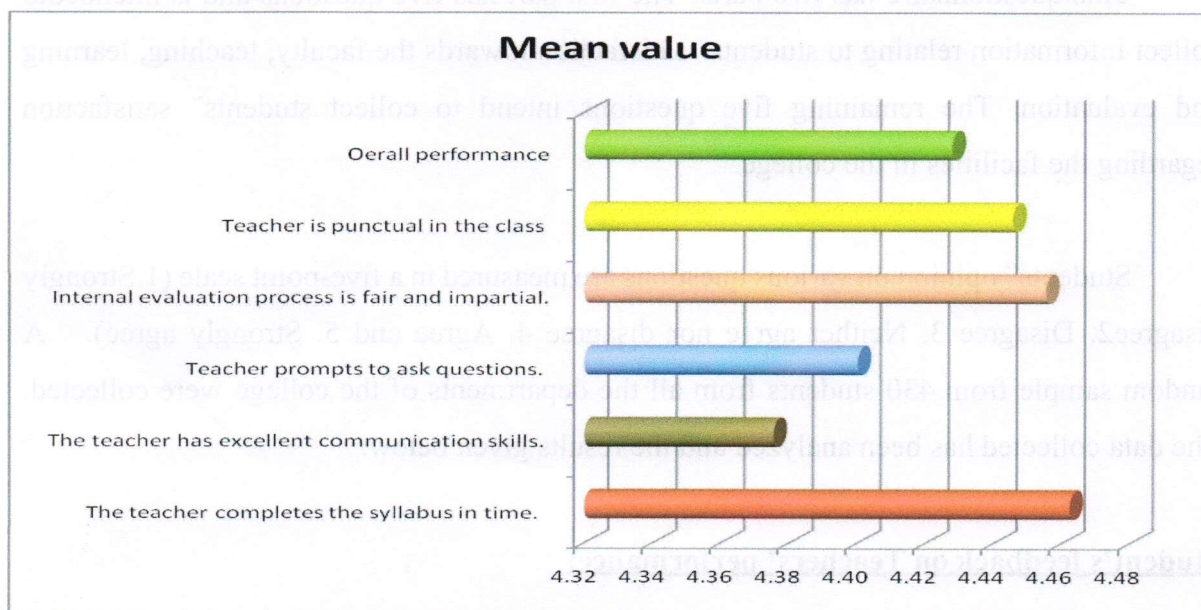
Majority of the of the teachers agreed that the facilities like class rooms, toilet, auditorium, internet/ photo etc. are excellent.

10. Excellent learning atmosphere in the college

Sl. No	Opinion	Frequency	Percent
1	Strongly Agree	13	44.1
2	agree	9	38.2
3	Neutral	5	14.7
4	Disagree	1	2.9
5	Strongly disagree		
	Total	28	100

44.1 % of teachers strongly agreed and 38.2% of teachers agreed that there is excellent learning atmosphere in the college

FEEDBACK FROM STUDENTS



with a standard deviation of 0.3637. Regarding the, communication skills of teachers the mean score is 4.4356 with standard deviation 0.3739. It shows that the students are satisfied with it. When we consider the Teacher prompts to ask questions, the mean score is 4.4 with standard deviation 0.341 and it is satisfactory. Regarding the component fair and impartial internal evaluation system, the mean score is 4.45 with standard deviation 0.3761 which is almost at the very good rating. Regarding the punctuality of teacher, the mean score is 4.44 with standard deviation 0.32920 which is at the very good rating. It can be concluded that overall satisfaction of students about teachers performance is satisfactory.

Satisfaction about facilities

The analysis of satisfaction level of students with regard to various facilities in the college revealed the following details.

Sl. No.	Statements about facilities	Mean Value	Result
1	Sufficient number of prescribed books are available in the library.	4.32	Agree
2	The facilities like class rooms, toilet, auditorium, internet/ photo etc. are excellent.	4.31	Agree
3	The community-based extension programmes carried out by the college through various wings like NSS, literary club are excellent.	4.51	Strongly Agree
4	Excellent rapport with teaching/ administrative staff.	4.35	Agree
5	Excellent learning atmosphere in the college.	4.44	Agree
	Overall Rating about facilities	4.38	Agree

FEEDBACK FROM STUDENTS

This questionnaire has two parts. The first part has five questions and is intended to collect information relating to students' satisfaction towards the faculty, teaching, learning and evaluation. The remaining five questions intend to collect students' satisfaction regarding the facilities in the college.

Students' opinion on various questions are measured in a five-point scale (1. Strongly disagree 2. Disagree 3. Neither agree nor disagree 4. Agree and 5. Strongly agree). A random sample from 430 students from all the departments of the college were collected. The data collected has been analyzed and the results given below.

Student's feedback on Teachers' performance:

Sl. Number	Statements	N	Mean	Standard Deviation
1	The teacher completes the syllabus in time.	430	4.4626	0.3637
2	The teacher has excellent communication skills.	430	4.4356	0.3739
3	Teacher prompts to ask questions.	430	4.4004	0.3414
4	Internal evaluation process is fair and impartial.	430	4.4557	0.3762
5	Teacher is punctual in the class	430	4.4460	0.2920
	Overall Performance		4.4480	0.3494

The analysis shows that the analysis shows that students are satisfied with timely completion of syllabus by teacher. The mean score of this component is obtained as 4.46.

INTERNAL QUQLITY ASSURANCE CELL (IQAC)

**E.K. NAYANAR MEMORIAL GOVT.
COLLEGE, ELERITHATTU**

**FEEDBACK FROM PARENTS
2021-22**

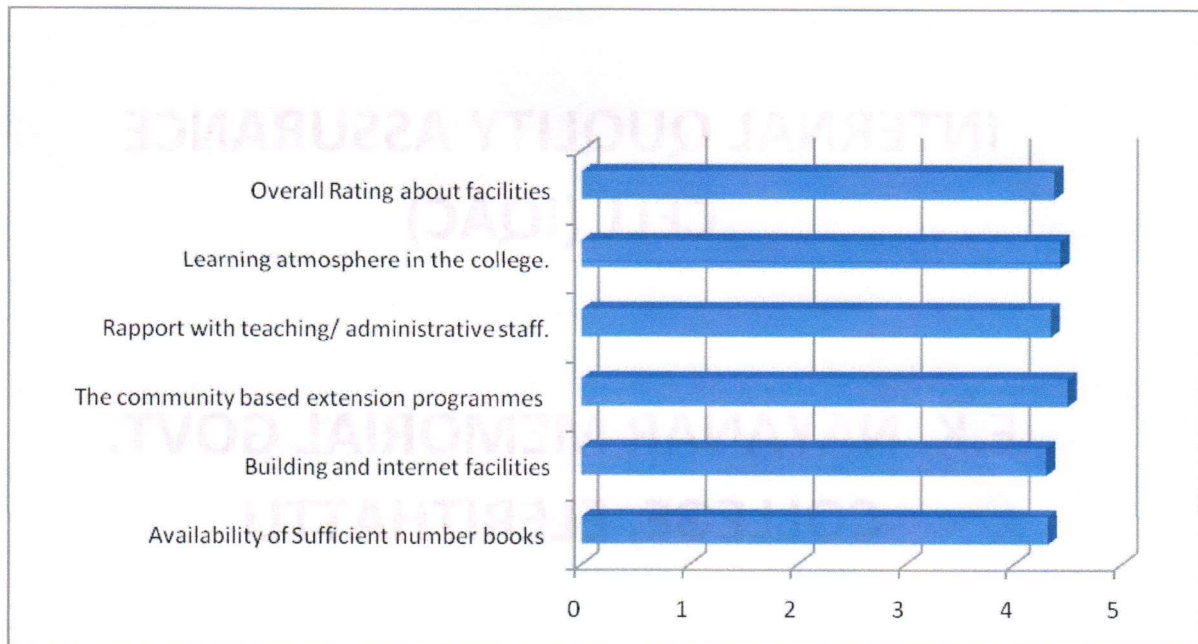


IQAC

EKNM Government College, Elerithattu

NAAC Accredited at B

mail: eknmeleri@gmail.com



It is clear from the table that the students Strongly Agree with the statement, the community-based extension programmes carried out by the college through its various wings like NSS, literary club are excellent. Regarding the facilities, the mean scores range from 4.32 to 4.51. It is concluded that students are satisfied with facilities provided by the college.

INTERNAL QUALITY ASSURANCE CELL (IQAC)

E.K. NAYANAR MEMORIAL GOVT. COLLEGE, ELERITHATTU

FEEDBACK FROM ALUMNI 2021-22



IQAC

EKNM Government College, Elerithattu

NAAC Accredited at B

mail: eknmeleri@gmail.com

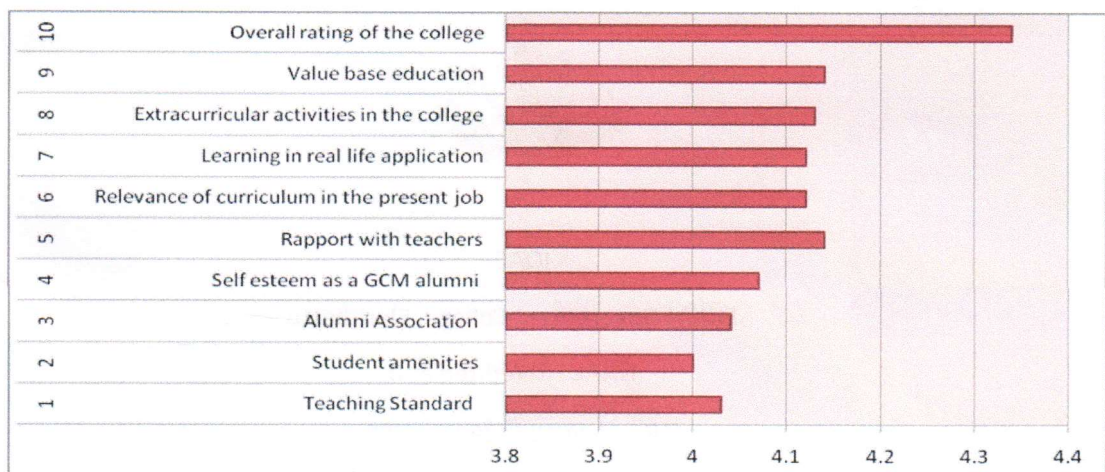
E.K. NAYANAR MEMORIAL
 GOVT. COLLEGE
 ELERITHATTU
 DISTRICT OF MALAPPUZHA




FEEDBACK FROM PARENTS

Parents are important stakeholders of education; therefore, their satisfaction is important to us. Parents are requested to give their feedback on the following features/facilities college is providing to their ward.

Sl. No.	Statements about facilities/features	Mean Value	Result
1	How do you rate the learning atmosphere in the College?	3.77	Very Good
2	How do you rate the quality and relevance of the course?	4.13	Very Good
3	How do you rate the student progress and monitoring system?	3.90	Very Good
4	How do you rate the quality of teaching in the college?	4.21	Very Good
5	How do you rate the value-added education engaged in the college? (For e.g., Cultural Programs, Ethics and Yoga classes)	3.82	Very Good
6	How do you rate the community-based extension programmes carried out by the college through various wings like NSS, literary club etc?	4.29	Very Good
7	How do you rate the infrastructural facilities like class/faculty rooms, auditorium etc	3.98	Very Good
8	How do you rate the learning resources such as library, internet, computer etc.	4.18	Very Good
9	How do you rate the Parent Teacher Communication?	4.10	Very Good
10	How do you rate the College?	4.31	Very Good




PRINCIPAL
E. K. N. M. GOVT. COLLEGE
ELERITHATTU
ELERITHATTU P.O.
KASARAGOD DT. PIN: 671 314